


HOOKS



Product	Description	Part Number	Weight	List Price
UNIVERSAL HOOK (GALVANIZED STEEL)		6-0904	0.5	3.90



ANDERSON HOOK (PAINTED STEEL)		4-0012	0.5	4.20
---	--	--------	-----	------



A & M LONG HOOK (GALVANIZED STEEL)		4-0013		4.30
--	--	--------	--	------



A & M SHORT HOOK (GALVANIZED STEEL)		4-0014	0.4	4.30
---	--	--------	-----	------



NUTS & BOLTS

(FOR BAND & HOOK)



Bolt,	3/8"x1-1/2"	Grade 5	6-0901	0.1	0.20
Nut,	3/8"	Grade 2	6-0902		0.08
Ferrule,	5/16" width		6-0903		0.50
Ferrule,	1/2" width		6-0899		0.60
Bolt,	3/4"x2" long	Grade 5	6-0905	0.4	1.20
Nut,	3/4"	Grade 2	6-0906	0.1	0.30

Product	Description	Part Number	Weight	List Price
SINGLE BAND & HOOK (GALVANIZED STEEL)	Complete: 2"	6-0913	0.5	8.80
	3"	6-0914	0.6	9.50
	4"	6-0910	0.6	10.20
	5"	6-0922	0.8	11.00
	6"	6-0920	2.8	11.70
	7"	6-0923	3.0	12.60
	8"	6-0930	3.8	13.80
	9"	6-0932	4.0	15.00
	10"	6-0940	4.5	15.60
	12"	6-0945	5.0	16.80

Single Complete Assembly includes 1 band, 1 hook, 2 bolts, 2 nuts and 1 ferrule.

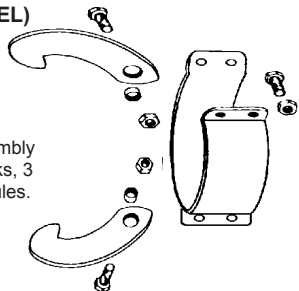


Single Band Only Assembly includes 1 band and 1 nut & bolt	Band Only: 2"	6-0915	0.4	4.90
	3"	6-0916	1.3	5.70
	4"	6-0911		6.50
	5"	6-0924	1.9	7.20
	6"	6-0921	2.2	8.00
	7"	6-0925		9.00
	8"	6-0931	2.8	10.00
	9"	6-0933	2.1	11.50
	10"	6-0941	3.4	12.00
	12"	6-0942		13.10



DOUBLE BAND & HOOK (GALVANIZED STEEL)	Complete: 4"	6-0950	1.4	26.50
	6"	6-0960	3.6	27.80
	8"	6-0970	4.6	29.80
	10"	6-0980	5.3	31.50
	12"	6-0990	5.8	32.50
Band Only: 4"	6"	6-0951	0.3	22.00
	6"	6-0961	2.5	23.50
	8"	6-0971	3.1	25.20
	10"	6-0981	3.7	27.00
	12"	6-0991	0.3	28.00


Double Complete Assembly includes 1 band, 2 hooks, 3 bolts, 3 nuts and 2 ferrules.



NUTS/BOLTS/WASHERS (FOR CHEMIGATION VALVES)				
Bolt Kit-Flange (complete set of nuts, bolts, flat & lock washers):				
2", 3"	(set of 4)	5/8"x 2" long	9-5882	6.00
4"	(set of 8)	5/8"x2" long	9-5883	10.00
5",6",8"	(set of 8)	3/4"x2" long	9-5884	15.00
10", 12"	(set of 12)	7/8"x2" long	9-5881	36.00



NUTS/BOLTS/WASHERS (FOR WAFER VALVES)				
Bolt,	3/4" x 5-1/2"	Grade 5	9-5880	3.00
Standard Bolt Kit-WBV (complete set of nuts, bolts, flat & lock washers)				
For Steel Flanges:				
2", 3"	(set of 4)	5/8"x 4" long	9-5886	10.00
4"	(set of 8)	5/8"x 4-1/2" long	9-5887	17.00
5",6",8"	(set of 8)	3/4"x 5" long	9-5888	23.00
10", 12"	(set of 12)	7/8"x 5-1/2" long	9-5885	60.00
16"	(set of 16)	1" x 5-1/2"	9-7663	95.00
18"	(set of 16)	1-1/8" x 5-1/2"	9-7664	136.00



Standard Bolt Kit-WBV (complete set of nuts, bolts, flat & lock washers)				
For PVC Flanges:				
2", 3"	(set of 4)	5/8"x 5" long	9-6864	10.00
4"	(set of 8)	5/8"x 6" long	9-6865	20.00
5",6",8"	(set of 8)	3/4"x 7" long	9-6866	42.00
10", 12"	(set of 12)	7/8"x 8" long	9-6863	95.00

BAND & LATCH ACCESSORIES



Product	Description	Part Number	Weight	List Price
BAND & LATCH (KNOB STYLE)	2"	6-0992	0.4	8.10
	3"	6-0993	0.5	8.90
	4"	6-0994	0.9	12.10
	5"	6-0995	1.6	15.20
	6"	6-0996	1.8	19.00



LATCH ONLY

(KNOB STYLE)

CX, 2"-3"-4"	6-0946	0.3	4.50
DX, 5"-6"	6-0952	0.3	4.50



BAND ONLY

(KNOB STYLE)

2"	6-0953	0.6	4.00
3"	6-0954	0.7	4.70
4"	6-0955	0.8	8.00
5"	6-0956	1.4	11.00
6"	6-0957	1.7	15.00



CARRIAGE BOLT & NUT

(KNOB STYLE BAND & LATCH)


5/16" x 1" long (4" back)	6-0947	0.1	0.15
5/16" x 1-1/2" long (2", 3", 4" front)	6-0962	0.1	0.30
3/8" x 1-1/4" long (5", 6" back)(2 req)	6-0963	0.1	0.20
3/8" x 1-3/4" long (5", 6" front)	6-0964	0.1	0.40
Nut, 5/16"	6-0965	0.1	0.10
Nut, 3/8"	6-0966	0.1	0.15



BAND & LATCH ACCESSORIES

Product	Description	Part Number	Weight	List Price
---------	-------------	-------------	--------	------------

D RING - WELD-ON



Steel

6-0841

7.50

D RING - BOLT-ON
(CAST ALUMINUM)



6-0842

0.4

5.70

BAIL RING



6"w/Steel Bracket

6-0846

36.00

6"w/Aluminum Bracket

6-0847


36.00

3",4",5" w/Aluminum Bracket

6-0848

19.50

LUG - WELD-ON
(ALUMINUM)



6"Aluminum

6-0849

0.2

7.00

4" Aluminum


6-0851

0.1

4.50

* To match above Bail Rings

LOCK PLATE STUB
(CAST ALUMINUM)



6-0843

5.00

*Older ones are steel

KNOB - WELD-ON
(CAST ALUMINUM)




6-0844

0.1


4.50

Fittings


Product	Description	Part Number	Weight	List Price
RING - WELD-ON (CAST ALUMINUM)	6"	6-1010	0.6	12.00
	8"	6-1011	0.9	14.00
	10"	6-1012	1.1	18.00



RING - WELD-ON (BLACK STEEL)	6"	6-1020	1.0	9.00
	8"	6-1021	1.1	12.00
	10"	6-1022	1.4	14.00




RING - BOLT-ON (PAINTED STEEL)	4"	9-5806	1.2	9.50
	6"	6-1032	1.7	10.50
	8"	6-1033	2.1	12.00
	10"	6-1035	2.6	14.00
	12"	9-5807		15.00



-Max. 50 psi

RINGLOCK CLAMP (PLATED STEEL)	A&M(small):	6"	6-0083	2.0	22.00
		8"	6-0084	2.5	23.00
		10"	6-0085	3.5	27.00
	Pierce(small):	6"	6-1060	2.0	20.00
	Standard:	3"	6-1047	1.4	16.00
		4"	6-1038	1.6	16.00
		5"	6-1039	1.8	17.00
		6"	6-1040	2.0	17.00
		7"	6-1036	2.3	22.00
		8"	6-1041	2.7	19.00
		10"	6-1042	3.5	24.00
		12"	6-1037	5.3	29.00
	Oversized:	6"	6-1043	2.0	19.00
		8"	6-1044	2.5	21.00
		10"	6-1045	3.5	28.00



RING ACCESSORIES & DISCS

Product	Description	Part Number	Weight	List Price
HORSESHOE CLAMP (PAINTED STEEL)	6"	6-1050	1.5	19.00
	7"	6-1054	1.6	19.00
	8"	6-1051	1.7	22.00
	10"	6-1052	2.1	24.00



Up to 50 p.s.i.


BAIL SPRING		6-1046	0.5	3.30
--------------------	--	--------	-----	------



U - HOLDER FOR TELESCOPE		6-0862	0.5	18.00
---------------------------------	--	--------	-----	-------



LOCKING BLOCK	Aluminum	6-0840	0.3	6.00
	Steel	6-0850	0.3	4.00



Steel




Aluminum

U - HOLDER	Aluminum	6-0861	0.1	7.50
	Steel	6-0860	0.3	3.00




DISC - WELD-ON (ALUMINUM)



.090 wall thickness.

2"	6-1156	0.1	3.00
3"	6-1157	0.3	4.00
4"	6-1159	0.5	5.00
5"	6-1158	0.8	6.00
6"	6-1160	1.0	7.00
7"	9-5808	--	7.10
8"	6-1161	1.7	8.00
9"	9-5809	0.5	8.50
10"	6-1162	2.0	9.00
12"	6-1163	2.5	14.00

DISC - WELD-ON (BLACK STEEL)



	Thickness			
2"	3/16"	6-1170	0.1	2.00
3"	3/16"	6-1171	0.2	3.00
4"	3/16"	6-1150	0.4	4.00
5"	3/16"	6-1172	1.1	5.00
6"	3/16"	6-1151	1.0	6.00
7"	1/4"	6-1173	2.8	8.00
8"	3/16"	6-1152	3.3	10.00
9"	1/4"	6-1175	4.6	10.50
10"	3/16"	6-1153	4.0	13.00
11"	1/4"	6-1176	6.8	13.00
12"	3/16"	6-1174	5.8	18.00

Fittings

FLANGES

Product	Description	Part Number	Weight	List Price	
FLANGE (BLACK STEEL)	OD Size				
	2"	6-1104	3.5	12.00	
	2-1/2"	6-1105	4.5	16.50	
	3"	6-1106	5.3	12.50	
	4"	6-1107	7.1	17.00	
	5"	6-1108	8.2	18.00	
	6"	6-1110	9.3	21.00	
	8"	6-1111	12.9	29.00	
	10"	6-1112	16.6	40.00	
	12"	6-1109	23.0	59.00	
	14"	8-1440	26.5	114.00	
	16"	8-1441	31.0	138.00	
	18"	8-1442	32.0	169.50	
	20"	8-1443	37.5	201.00	
	22"	8-1444	38.5	249.00	
	24"	8-1445	51.0	375.00	
		IPS Size			
		4-1/2"	9-6915	6.6	25.00
		6-5/8"	6-9674	8.7	22.00
		8-5/8"	6-9675	11.7	32.00
		10-3/4"	6-9676	14.9	40.00
		12-3/4"	6-9677	22.1	55.00
		For Valve Outlet			
		6"	6-9678	6.1	35.00
		8"	6-9679	8.9	45.00
		10"	6-9680		82.00
		12"	6-9681		145.00



Includes Gasket

Specifications:

- Carbon Steel (either A36 plate OR A283-C plate)
- Polyurethane coating (to avoid rust in transit)
- Mil finished plate x mchnd (125-250-rms) facing
- 1/2" thick; #150 psi test
- Full Face flanges; Standard Bolt Holes
- *1/16" red rubber flange gasket included
- DIN Flanges also available (please call)

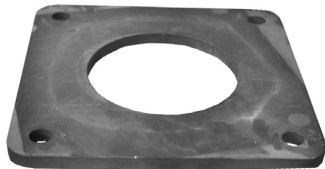
Size	Part #	Thickness	ID	OD	Bolt Circle	# of Holes	Hole Size	Bolt Size
2"	6-1104	1/2"	2-1/16"	6"	4-3/4"	4	3/4"	5/8"
2-1/2"	6-1105	1/2"	2-9/16"	7"	5-1/2"	4	3/4"	5/8"
3"	6-1106	1/2"	3-1/16"	7.5"	6"	4	3/4"	5/8"
4"	6-1107	1/2"	4-1/16"	9"	7-1/2"	8	3/4"	5/8"
4-1/2" IPS Size	9-6915	1/2"	4.57"	9"	7-1/2"	8	3/4"	5/8"
5"	6-1108	1/2"	5-1/16"	10"	8-1/2"	8	7/8"	3/4"
6"	6-1110	1/2"	6-1/16"	11"	9-1/2"	8	7/8"	3/4"
6-5/8" IPS Size	6-9674	1/2"	6.72"	11"	9-1/2"	8	7/8"	3/4"
6" For Valve Outlet	6-9678	1/2"	8-1/16"	11"	9-1/2"	8	7/8"	3/4"
8"	6-1111	1/2"	8-1/16"	13.5"	11-3/4"	8	7/8"	3/4"
8-5/8" IPS Size	6-9675	1/2"	8.72"	13.5"	11-3/4"	8	7/8"	3/4"
8" For Valve Outlet	6-9679	1/2"	10-1/16"	13.5"	11-3/4"	8	7/8"	3/4"
10"	6-1112	1/2"	10-1/16"	16"	14-1/4"	12	1"	7/8"
10-3/4" IPS Size	6-9676	1/2"	10.88"	16"	14-1/4"	12	1"	7/8"
10" For Valve Outlet	6-9680	1/2"	12-1/16"	16"	14-1/4"	12	1"	7/8"
12"	6-1109	1/2"	12-1/16"	19"	17"	12	1"	7/8"
12-3/4"	6-9677	1/2"	12.88"	19"	17"	12	1"	7/8"
12" For Valve Outlet	6-9681	1/2"	14.13"	19"	17"	12	1"	7/8"
14"	8-1440	1/2"	14.13"	21"	18-3/4"	12	1-1/8"	1"
16"	8-1441	1/2"	16.13"	23.5"	21-1/4"	16	1-1/8"	1"
18"	8-1442	1/2"	18.13"	25"	22-3/4"	16	1-1/4"	1-1/8"
20"	8-1443	1/2"	20.13"	27.5"	25"	20	1-1/4"	1-1/8"
22"	8-1444	1/2"	22.13"	29.5"	27-1/4"	20	1-3/8"	1-1/4"
24"	8-1445	1/2"	24.13"	32"	29-1/2"	20	1-3/8"	1-1/4"

Product	Description	Part Number	Weight	List Price
FLANGE (CAST ALUMINUM)	3"	6-1055	3.0	60.10
	4"	6-1116	4.2	64.00
	5"	6-1117	5.2	68.00
	6"	6-1113	6.3	75.00
	8"	6-1114	8.1	96.00
	10"	6-1115	12.3	146.00
	12"	6-1103	17.5	224.00



Includes Gasket

FLANGE - SQUARE
(BLACK STEEL)



4"	9-5466	3.0	15.00
6"	9-5467	1.9	19.00
8"	9-5468	3.1	23.00

FLANGE GASKET



(Full Face)

Size	Thickness		
2"	1/16"	6-1101	1.00
2-1/2"	1/16"	9-6814	1.50
3"	1/16"	6-1102	1.50
4"	1/16"	6-1118	0.2
5"	1/16"	6-1119	0.2
6"	1/16"	6-1120	0.3
8"	1/16"	6-1121	0.3
10"	1/16"	6-1122	0.3
12"	1/16"	6-1123	0.5
2"	1/8"	6-9666	1.50
3"	1/8"	6-9667	2.00
4"	1/8"	6-9668	2.70
5"	1/8"	6-9669	3.30
6"	1/8"	6-9670	4.10
8"	1/8"	6-9671	5.60
10"	1/8"	6-9672	7.00
12"	1/8"	6-9673	10.50
14"	1/8"	8-1340	12.00
16"	1/8"	8-1341	15.00
18"	1/8"	8-1342	16.50
20"	1/8"	8-1343	19.20
22"	1/8"	8-1344	21.50
24"	1/8"	8-1345	25.50

Fittings

FLANGES



Product	Description	Part Number	Weight	List Price
FLANGE - BLIND (BLACK STEEL)	Description	OD	Thickness	Part No.
	2"	6"	1/2"	6-9707
	2-1/2"	7"	1/2"	6-9708
	3"	7-1/2"	1/2"	6-9709
	4"	9"	1/2"	6-9710
	6"	11"	1/2"	6-9711
	8"	13-1/2"	1/2"	6-9712
	10"	16"	1/2"	6-9713
	12"	19"	1/2"	6-9714
				Weight
			4.0	
			5.5	
			6.5	
			9.2	
			13.8	
			21.3	
			28.1	
			42.3	
			28.00	
			38.00	
			25.00	
			28.00	
			45.00	
			65.00	
			90.00	
			125.00	



FLANGE - FEMALE THREAD (CAST IRON)

Pipe Size	OD	Thickness	Part No.	Weight	List Price
2"	6"	5/8"	6-9639	5.1	18.00
2-1/2"	7"	5/8"	6-9640	7.1	21.00
3"	7-1/2"	5/8"	6-9641	7.9	27.00
4"	9"	5/8"	6-9642	13.2	36.00
5"	10"	3/4"	6-9643	15.2	45.00
6"	11"	3/4"	6-9644	19.0	50.00
8"	13-1/2"	1"	6-9645	30.3	90.00
10"	16"	1"	6-9646	43.3	155.00
12"	19"	1"	6-9647	64.4	246.00



* Female pipe thread ID

FLANGE INSULATION KIT



2"	9-6928	.4	16.00
2-1/2"	9-6929	.6	21.00
3"	9-6930	.6	22.00
4"	9-6931	.8	35.00
5"	9-6932	1.0	39.00
6"	9-6933	1.2	43.00
8"	9-6934	1.6	52.00
10"	9-6935	3.0	77.00
12"	9-6936	3.2	95.00
14"	9-6937	4.2	112.00
16"	9-6938	5.6	140.00
18"	9-6939	6.4	154.00
20"	9-6940	7.2	189.00
22"	9-6941	8.5	210.00
24"	9-6942	9.8	229.00

Includes:

- * Nitrile-Face Phenolic Full Face Flange Gasket
- * Mylar Sleeves
- * Phenolic Washers (single washer kit)
- * Steel Washers (single washer kit)
- * Bolts & Nuts NOT included

This cathodically insulated kit prevents stray currents which cause undue corrosion and eventual breakdown of the metal. Also prevents leakage.

CONE
(BLACK STEEL)



Product	Description	Part Number	Weight	List Price
	3" x 2"	14 Gauge 6-1185	0.5	7.00
	4" x 2"	14 Gauge 6-1186	1.0	9.00
	4" x 3"	14 Gauge 6-1187	0.5	6.00
	5" x 3"	14 Gauge 6-1188	1.5	9.00
	5" x 4"	14 Gauge 6-1189	0.7	10.00
	6" x 3"	14 Gauge 6-1190	2.0	17.50
	6" x 4"	14 Gauge 6-1130	1.2	11.00
	6" x 4"	10 Gauge 6-9747	2.3	16.00
	6" x 5"	14 Gauge 6-1191	0.9	11.50
	7" x 5"	14 Gauge 6-1192	1.0	16.70
	7" x 6"	14 Gauge 6-1193	1.0	13.50
	7" x 8"	12 Gauge 6-1194	1.4	14.00
	8" x 4"	14 Gauge 6-1131	2.5	30.00
	8" x 5"	14 Gauge 6-1195	3.0	24.50
	8" x 6"	12 Gauge 6-1132	2.5	15.00
	8" x 6"	10 Gauge 6-9748	3.2	21.00
	8" x 9"	12 Gauge 6-1196	1.7	17.00
	9" x 10"	12 Gauge 6-1197	2.2	22.00
	10" x 8"	12 Gauge 6-1133	3.2	19.00
	10" x 8"	10 Gauge 6-9749	4.1	31.50
	12" x 10"	12 Gauge 6-1138	4.0	24.00
	12" x 10"	10 Gauge 6-9750	5.0	41.50
	12" x 8"	12 Gauge 6-1198	7.5	53.00
	10" x 14"	10 Gauge 6-8100	9.0	81.00
	12" x 14"	10 Gauge 6-8101	5.0	45.00
	12" x 16"	10 Gauge 6-8102	11.0	105.00
	14" x 16"	10 Gauge 6-8103	6.0	71.00
	14" x 18"	10 Gauge 6-8104	15.0	212.00
	16" x 18"	10 Gauge 6-8105	7.0	82.00
	16" x 20"	10 Gauge 6-8106	16.0	240.00
	18" x 20"	10 Gauge 6-8107	7.5	85.00
	18" x 22"	10 Gauge 6-8108	--	275.00
	20" x 22"	10 Gauge 6-8109	--	119.00
	20" x 24"	10 Gauge 6-8110	--	310.00
	22" x 24"	10 Gauge 6-8111	--	297.00

CONE
(CAST ALUMINUM)



	3" x 2"	Cast Aluminum 6-1125	0.3	10.50
	4" x 2"	Cast Aluminum 6-1126	0.3	12.00
	4" x 3"	Cast Aluminum 6-1127	1.5	12.00
	5" x 4"	Cast Aluminum 6-1128	0.8	18.00
	6" x 4"	Cast Aluminum 6-1134	1.8	28.00
	6" x 5"	Cast Aluminum 6-1129	1.0	22.00
	8" x 4"	Cast Aluminum 6-1135	4.1	80.00
	8" x 6"	Cast Aluminum 6-1136	2.3	37.00
	8" x 7"	Aluminum 6-1164	0.2	15.00
	9" x 8"	Aluminum 6-1165	--	21.50
	10" x 8"	Cast Aluminum 6-1137	4.0	49.00
	12" x 10"	Cast Aluminum 6-0865	5.0	73.00


Fittings

ECCENTRIC CONES



Product	Description	Part Number	Weight	List Price
---------	-------------	-------------	--------	------------

ECCENTRIC CONE (BLACK STEEL)



3" x 2"	6-1124	2.3	33.00
4" x 2"	6-1139	3.0	39.00
4" x 3"	6-1145	2.5	37.00
5" x 3"	6-1146	3.8	48.00
5" x 4"	6-1147	3.3	46.00
6" x 3"	6-1148	5.0	58.00
6" x 4"	6-1140	4.3	59.00
6" x 5"	6-1149	3.8	54.00
8" x 4"	6-1141	10.5	75.00
8" x 5"	6-1154	10.0	73.00
8" x 6"	6-1142	8.8	68.00
10" x 6"	6-1180	14.0	105.00
10" x 8"	6-1143	12.5	105.00
10" x 12"	6-1144	13.0	109.00
12" x 6"	6-1181	15.0	120.00
12" x 8"	6-1182	13.5	114.00

ECCENTRIC CONE (CAST ALUMINUM)

2-1/2" x 6"	6-1177	3.3	69.00
3" x 8"	6-1178	5.3	98.00

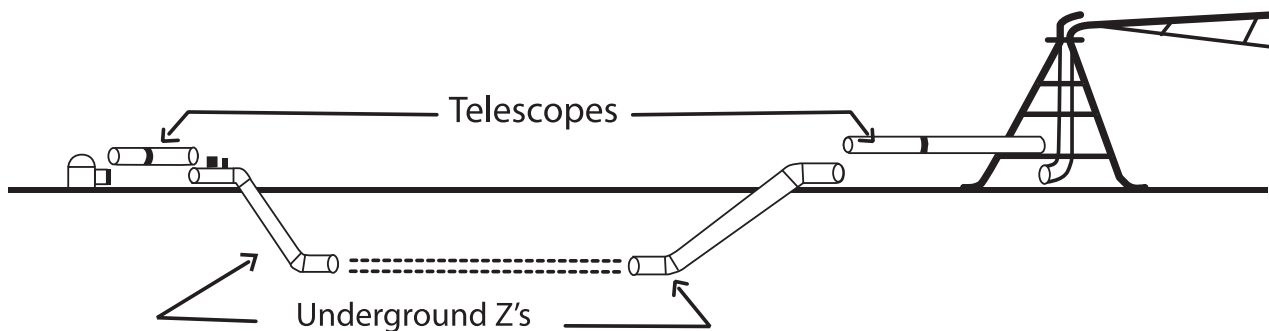
*Can be cut to fit fabricated size.



TELESCOPES & DROP PIPE

Product	Description	Part Number	Weight	List Price
---------	-------------	-------------	--------	------------

TELESCOPE (ALUMINUM)



RINGLOCK:




Heavy wall aluminum construction.
Male x Female Ends.
Includes gaskets and chain.
Ringlock clamp **not** included.

6" x 2-4'	6-1220	15.5	275.00
6" x 5-10'	6-1221	26.5	325.00
6" x 10-20'	6-1222	44.7	430.00
8" x 2-4'	6-1223	20.5	310.00
8" x 5-10'	6-1224	33.7	375.00
8" x 10-20'	6-1225	55.6	495.00
10" x 2-4'	6-1226	21.7	395.00
10" x 5-10'	6-1227	37.1	460.00
10" x 10-20'	6-1228	62.7	625.00

Double Chain Telescopes also available.

Add Double Chain	DOUBLECHAIN		53.00
------------------	-------------	--	--------------

DROP PIPE (ALUMINUM)



6" x 7-15'	6-1310	32.2	435.00
6" to 8" x 7-15'*	6-1320	39.3	520.00



Heavy wall aluminum construction. Female x Female ends.
Complete with gaskets & chain.
*Larger fitting is on elbow end.
Specify make & model of pivot when ordering.

Drop Hose also available. Please call for price.

Fittings

GATE VALVES & BALL VALVES




Product	Description	Part Number	Weight	List Price
FLANGED GATE VALVE (CAST IRON)	3"	6-1347	57.0	255.00
	4"	6-1348	94.0	395.00
	5"	6-1349	153.0	479.00
	6"	6-2070	138.0	595.00
	8"	6-2080	213.0	875.00
	10"	6-1350	364.0	1,259.00
	12"	6-1351	392.0	2,239.00



FEMALE THREAD GATE VALVE (BRASS)	1/2"	6-1336	0.6	8.50
	3/4"	6-1338	0.8	11.50
	1"	6-1339	1.2	18.00
	2"	6-1340	3.2	47.00
	3"	6-1341	9.9	139.00
	4"	6-1342	17.5	249.00



IPS GASKETED GATE VALVE (CAST IRON)	4" IPS gasketed	6-9717	70.0	375.00
	6" IPS gasketed	6-9718	132.0	540.00
	8" IPS gasketed	6-9719	214.0	880.00



With 2" operation nut

GATE VALVE (PVC)	Handle	Max PSI				
			4"	Metal	20 psi	9-5323
	6"	Stainless Steel	10 psi	9-5324	16.0	575.00
	8"	Stainless Steel	10 psi	9-5325	18.0	810.00



- IPS Slip x Slip (Solvent weld)
- Unrestricted Flow
- Quick Opening
- Trouble Free Simplicity
- Low Pressure
- Low Vacuum
- Low Cost

- Applications include:
- Liquids
 - Gases
 - Dry Bulk/Solids
 - Slurry

GATE VALVES & BALL VALVES

Product	Description	Part Number	Weight	List Price	
FEMALE THREAD GATE VALVE (PVC)					
		1/2"	6-1352	0.5	24.00
		3/4"	6-1353	0.5	29.00
		1"	6-1354	0.7	35.00
		2"	6-1355	2.0	78.00



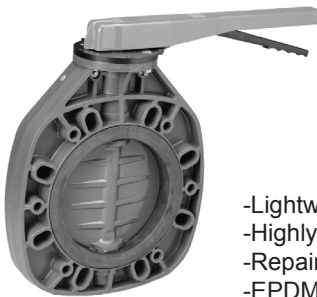
FEMALE THREAD BALL VALVE (BRASS)					
		1/2"	6-1331	0.5	6.50
		3/4"	6-1332	0.4	9.40
		1"	3-0560	0.8	15.00
		2"	6-1333	1.6	46.00
		3"	6-1334	13.5	155.00
	4"	6-1335	11.6	178.00	



FEMALE THREAD BALL VALVE (PVC)					
		1/2"	6-1343	0.2	2.00
		3/4"	6-1344	0.4	3.00
		1"	6-1345	0.5	4.00
		2"	6-1346	1.6	11.00
		3"	6-9697	4.7	54.00
	4"	6-9698	9.3	101.00	



Product	Description	Part Number	Weight	List Price	
					Max Psi
WAFER VALVE - LEVER (PVC)					
		2"	9-5854	9.0	90.00
		3"	9-5855	12.0	105.00
		4"	9-5856	16.0	135.00
		6"	9-5857	26.0	232.00
		8"	9-5858	43.0	389.00
	10"	9-5859	30.0	699.00	



- Lightweight
- Highly Resistant to Corrosion
- Repairable
- EPDM Seal

Product	Description	Part Number	Weight	List Price	
					Max Psi
WAFER VALVE - GEAR (PVC)					
		4"	9-5860	11.0	436.00
		6"	9-5861	15.0	535.00
		8"	9-5862	31.0	545.00
	10"	9-5863	38.0	879.00	



- Lightweight
- Highly Resistant to Corrosion
- Repairable
- EPDM Seal

Fittings