

Product	Description	Part Number	Weight	List Price
---------	-------------	-------------	--------	------------



See us for all of your replacement pivot parts needs such as: pressure regulators, end guns, booster pumps, U-Joints, gear boxes, center drives, drops, goosenecks, hose, micro-switches, electrical, wheels & tires.

## DRIVE COUPLER ASSEMBLY



1" round x 1" square (Old Style Valley, Gifford Hill)	6-1531	2.5	19.00
1" round x 7/8" square (New Style Valley)	6-1532	2.5	19.00
1" round x 3/4" square (Gifford Hill, Olson, Lindsay, Electrogator)	6-1533	2.5	19.00
1" round w/kw x 3/4" square (Old Style Lockwood)	6-1534	2.5	19.00
1" round w/kw x 1" square (New Style Lockwood)	8-1422	2.5	19.00
1 1/8" round x 3/4" square	8-1423	2.5	19.00
1 1/8" round x 1" square (Gifford Hill)	8-1424	2.5	19.00




Puck Only	2-0046		Call
-----------	--------	--	------

Features:

1. Clover leaf style with live rubber insert absorbs shock and reduces wear on driveline components.
2. Casting design holds bolt in place and requires only one wrench to install.
3. Aluminum alloy and five piece design makes this "U-Joint" easy to install or remove. No more rust.

## UNIVERSAL DRIVE COUPLING



1" Round x 1", 7/8", 3/4"	2-0156		Call
Rubber Disc Only	--		Call

Features:

1. The rubber disc absorbs shock from gear motors to wheel drive.
2. The ends can be ordered to fit most any center pivot drive line.
3. The round end is split for easy installation and a tight fit.
4. The disc design allows for some misalignment on the drive line.
5. The units are Made in the USA using top materials.
6. The rubber disc is 5" in diameter, all hardware is grade 5.

## PIVOT DRAINS

### Quick Drain

Lindsay Type, 20-75 psi	2-1183		Call
Lindsay Type, 5-30 psi	2-1184		Call

### Drain Valve

Star, Plastic	--	--	Call
Star, Metal	2-1182		Call




Plastic




Metal


# CENTER PIVOT PARTS



Product	Description	Part Number	Weight	List Price
<b>PIVOT RUBBER BOOT</b> 	4 PLY			
	6 5/8" x 16" long	7.01" OD 6-1535	3.5	34.00/ea
	6 5/8" foot	7.01" OD 6-9580		38.70/ft
	7" x 16" long	2-1270		Call
	8" x 12" long	2-1271		Call
	8-5/8" x 16" long	2-1272		Call
	2 PLY			
	6"/foot	6.38" OD 6-9576	2.0	Call
	6 5/8"/foot	7.01" OD 6-9577	2.2	20.00
	8"/foot	8.46" OD 6-9578	2.9	25.00
10"/foot	10.63" OD 6-9579	5.1	38.00	



<b>PIVOT CLAMP</b> 	4-1/2" Stainless Steel	2-1275		Call
	5" Stainless Steel	2-1276		Call
	6" Stainless Steel	2-1278	0.5	Call
	6 5/8" Stainless Steel	6-1536		8.50
	7" Stainless Steel	2-1279		Call
	8" Stainless Steel	6-9581		19.00
	8-5/8" Stainless Steel	2-1280	--	Call
	9" Stainless Steel	--		17.00
	10" Stainless Steel	2-1281		Call

<b>PIVOT FLANGE GASKET</b> 	5-9/16"	2-1317		Call
	6" (5" id x 8" od)	9-5436		9.00
	6-5/8" (6-5/8" id x 8" od)	9-5437		7.70
	8", Lindsay Style	2-1319		Call

<b>PIVOT WEIGHT</b> 	15" Polyethylene	6-9548	1.0	4.50
	20" Polyethylene	6-9549	1.4	4.50
	24" Polyethylene	6-9550	1.5	5.50
	30" Polyethylene	6-9551	2.0	6.90
	10" PVC (w/ fpt xfpt)	6-9552	2.0	8.10
	11" PVC (w/ fpt xfpt)	6-9553	2.0	7.00
	13.75" PVC (w/ fpt xfpt)	6-9554	2.5	6.00
	16.5" PVC (w/ fpt xfpt)	6-9555	3.1	8.00

- Ends of pipe are rounded for attractive appearance and functionality  
 - Strong UV inhibitors added to weight for longevity


<b>PIVOT DROP ELBOW</b> 	<b>Single, Steel Galv:</b>			
	3/4", MxF	6-6701		7.10
	3/4" MxM	2-1412		Call
	<b>Single, PVC:</b>			
	125 Degree, 3/4" FPT x Barb	2-1086		Call
	125 Degree, 3/4" FxM	2-1088		Call
	180 Degree, 3/4" FPT x Barb	--	--	Call
	180 Degree, 3/4" MXF	2-1418		Call
	180 Degree, 3/4" MXM	2-1417		Call
	180 Degree, 3/4" MPT x Barb	2-1419		Call

	<b>Double, PVC:</b>			
	125 Degree, 3/4" FPT x Barb	--	--	Call
	125 Degree, 3/4" FxM	2-1408		Call


PVC, Single

PVC, Double


- U Pipes have 6" radius  
 - M x M configuration is available  
 - PVC Drop Elbow has strong UV inhibitors for year round use.

Product	Description	Part Number	Weight	List Price
<b>DROP RISER</b> (GALVANIZED STEEL)		Galvanized:		
		24"	--	Call
		30"	--	Call
		36"	--	Call
		42"	--	Call
		48"	--	Call
		54"	--	Call
		60"	--	Call
		66"	--	Call
		72"	--	Call
		78"	--	Call
		84"	--	Call
		90"	--	Call
		96"	--	Call
		102"	--	Call
108"	--	Call		
114"	--	Call		
120"	--	Call		


- 3/4" MPT x 3/4" FPT


<b>DROP RISER</b> (POLYETHYLENE)		Poly PVC:		
		24"	--	Call
		30"	2-1436	Call
		36"	2-1437	Call
		42"	2-1438	Call
		48"	2-1439	Call
		54"	2-1440	Call
		60"	2-1441	Call
		66"	2-1442	Call
		72"	2-1443	Call
		78"	2-1444	Call
		84"	2-1445	Call
		90"	2-1446	Call
		96"	2-1447	Call
		102"	2-1448	Call
108"	--	Call		
114"	--	Call		
120"	--	Call		

- 3/4" MPT x 3/4" FPT  
 - Strongest clamp on the market, 100% guaranteed.  
 - Strong UV inhibitors for year round use.  
 - These heavy duty drops are made from top quality polyethylene materials and the heaviest duty clamp on the market. These drops are engineered to withstand tough use conditions and are perfect for use in areas with corrosive water.

<b>END GUN BOOSTER PUMP</b> (MOTOR & PUMP)		2-HP, 130 GPM	2-1106	69	Call
		(2-1/2" Suction x 2" Discharge)			

- All Parts are interchangeable with Berkeley Model #C2MPS  
 - With Leeson 2-HP (TEFC) 3-phase Motor, 460 volt

<b>END GUN BOOSTER PUMP</b> (COMPONENTS)		Volute Case	2-1115	Call
		Motor Bracket	2-1111	Call
		Cast iron Impeller	2-1113	Call
		Brass Impeller	2-1559	Call
		Stainless Steel Impeller	2-1560	Call
		Motor Bracket Gasket	2-1110	Call
		Volute Gasket	2-1114	Call
		Impeller Spacer	2-1561	Call
		Mechanical Seal	2-1112	Call
		Motor Only, 2-HP, 3-Phase, 460V	2-1118	Call

<b>PIVOT END GUN VALVE</b>		3/4"	9-7651	52.00
		1"	9-7652	54.00
		2"	9-7653	100.00
		2" 90°	9-7654	103.00

\* Includes automatic drain and plug.

# CENTER PIVOT PARTS




Product	Description	Part Number	Weight	List Price
<b>UNIVERSAL DRIVE GEAR BOX</b> (NON-TOW)	52:1 Gearbox, Valley Style	2-1341		Call
	50:1 Gearbox, Universal	2-0197		Call



#### Features

1. Heavy-Duty gearbox with universal mounting.
2. Totally enclosed internal air expansion chamber.
3. High tensile strength worm shaft.
4. Most durable worm gear available.
5. One-piece high strength output shaft.
6. Heavy-duty taper roller bearings.
7. Extreme-duty ductile iron end caps.
8. New self-contained cartridge style input and output shaft seals eliminating oil leaks.
9. Plates seal cover for protection of unused input shaft

## HELICAL GEAR MOTORS



34 RPM, 50:1, 3/4 HP	2-0206	Call
43 RPM, 40:1, 3/4 HP	2-0205	Call
68 RPM, 25:1, 1-1/2 HP	2-0204	Call
86 RPM, 20:1, 1-1/2" HP	2-0203	Call

#### Features

1. 460/380 Volt, 3 phase motor, 60/50 hz
2. Motor is thermally protected with automatic reset.
3. Class F2 Insulation, UL & CSA Certified.
4. Corrosion resistant finned aluminum motor frame.
5. Aluminum motor frame is sealed at junction points.
6. Integral heat-treated pinion gear on motor shaft.

## STATOR ASSEMBLIES



3/4 Horse Power	2-0207	Call
1-1/2 Horse Power	2-0208	Call

#### Features

1. 460/380 Volt, 3 phase motor, 60/50 hz
2. Available in 3/4 and 1-1/2 HP models
3. Class F insulation.
4. Totally interchangeable with Valmont Stators.
5. Includes the 4 mounting bolts, strain relief and wire nuts.
6. Aluminum motor frame resists corrosion.

## PIVOT TIRE, MACH II (FIBERGLASS)



#### Features

1. Superior Traction
2. Will Not Go Flat
3. Chemical, Fertilizer & UV Resistant
4. Less Stress on Drive Train Components
5. Price Comparable
6. Improved Tire Track

<u>Tire Only</u>				
	11.2 x 24	9-7560	76.0	<b>535.00</b>
For 8" Rim	14.9 x 24	9-7561	90.0	<b>599.00</b>
For 10" Rim	14.9 x 24	9-7562	96.0	<b>690.00</b>
	11.2 x 38	9-7563	96.0	<b>662.00</b>
<u>Tire &amp; Rim</u>				
With 8" Rim	11.2 x 24	9-7564	180.0	<b>785.00</b>
With 8" Rim	14.9 x 24	9-7565	195.0	<b>850.00</b>
With 10" Rim	14.9 x 24	9-7566	205.0	<b>960.00</b>
With 10" Rim	11.2 x 38	9-7567	270.0	<b>1,150.00</b>

Product	Description	Part Number	Weight	List Price
---------	-------------	-------------	--------	------------

## DRIVE LINE COUPLING BELL ENDS & DRIVE SHAFT SHIELDS



Bell end, Black, 7/8"	2-0287	Call
Bell end, Grey, 3/4"	2-0286	Call
Cover, Grey, 7/8" (Specify Length)	--	Call
Cover, Black, 3/4" (Specify Length)	--	Call

**Features**

1. Durable, high quality plastic drive coupler shields (bell end) will not crack like the competition, Made in USA
2. Color coded based on the drive shaft size. Black bell end for 3/4" and Grey for 7/8".
3. Drive shaft shields are also color coded for easy identification. Black for 3/4" and Grey for 7/8" drive shafts
4. Clamps are not needed to hold the bell ends and shaft covers in place.
5. The units are Made in the USA using top materials.
6. Drive shaft covers are available in custom lengths, please specify.

## GEARMOTOR



58:1 ratio, 30 RPM, 1 HP motor	2-0221	Call
47:1 ratio, 37 RPM, 1 HP motor	2-0224	Call
39:1 ratio, 45 RPM, 1 HP motor	2-0220	Call
31:1 ratio, 56 RPM, 1-1/2 HP motor	2-0223	Call
21:1 ratio, 84 RPM, 1-1/2 HP motor	2-0222	Call

**Features**

1. 460/380 Volt, 3 Phase, 60/50 hz
2. Special CorroGuard insulation for longer motor life.
3. Stainless steel motor frame for corrosion resistance.
4. Motor is thermally protected.
5. Splined motor/gearbox design.

## MOTOR



1 HP, 460/380 Volt, 60/50 hz	--	Call
1-1/2 HP, 460/380 Volt, 60/50 hz	--	Call

**Features**

1. Top quality gear motor from the most experienced American mfg of center pivot gear motors.
2. Designed to operate in extreme environments. The gear motor has a corrosion resistant housing and incorporates an inherit overload protection for the motor.
3. Simplicity, flexibility and reliability.
4. 100% of all motors are factory tested before packaging.

## GEAR BOX



58:1 ratio, 30 RPM	2-0240	Call
47:1 ratio, 37 RPM	2-0239	Call
39:1 ratio, 45 RPM	2-0238	Call
31:1 ratio, 56 RPM	2-0235	Call
21:1 ratio, 84 RPM	2-0234	Call

**Features**

1. Splined design for the motor/gearbox connection.
2. Aluminum gearbox case.

Fittings

# CENTER PIVOT PARTS



Product	Description	Part Number	Weight	List Price
---------	-------------	-------------	--------	------------

## NEMA C56 MOTOR



1 HP, 1800 RPM, US Motor	2-0262	Call
1-1/2 HP, 1800 RPM, Franklin Motor	2-0261	Call

**Features**

1. Fits on any NEMA 56 C flanged center drive gearbox
2. Stainless steel motor frame for corrosion resistance.
3. CorroGuard insulation for longer motor life.
4. Motor is thermally protected

## NEMA C56 MOTOR, GE MOTORS



1 HP, 1725 RPM	2-0258	Call
1-1/2 HP, 1725 RPM	2-0259	Call

**Features**

1. Totally enclosed fan cooled design.
2. Bearings are double sealed and grease packed.
3. Class F insulation.
4. Motor is thermally protected
5. Heavy duty plastic cooling shroud and fan cover are corrosion resistant.

## UNIVERSAL NEMA C56 CENTER DRIVE GEARBOX



30:1 ratio	2-0251	Call
40:1 ratio	--	Call
50:1 ratio	2-0252	Call
60:1 ratio	2-0253	Call

**Features**


1. Universal mounting pattern.
2. Multiple available ratios available.
3. Aluminum gearbox housing.
4. Includes keyway coupling for the motor to gearbox connection.
5. Includes 2 seal savers for the output shafts.
6. High strength aluminum bronze bull gear.

## PIVOT OR END TOWER LIGHT KIT



Rough duty light bulb kit, Complete	2-0536	Call
TOMAR Strobe light kit, Complete	2-0538	Call
Globe and pendant, 3/4" Fem	2-0549	Call
Globe and pendant, 1/2' Fem	2-0550	Call
Rough Duty Light, 75 watt	2-0547	Call
Screw in Strobe Light (Red, Green, Amber, Blue, Clear)	2-0543	Call

Universal light kit for installation at the pivot point or end tower. The kit comes complete with the flange adapter, extended gooseneck, shielded cable, globe assembly, and rough duty light assembly or TOMAR strobe light.

Product	Description	Part Number	Weight	List Price
	11.2 x 38 - 6 ply, Tire with tube, Mounted	2-0327	--	Call
	14.9 x 24 - 6 ply, Tire with tube, Mounted	2-0325	--	Call
	11.2 x 24 - 6 ply, Tire with tube, Mounted	2-0324	--	Call
	11.2 x 38 - 6 ply, Tire only	2-0336	--	Call
	14.9 x 24 - 6 ply, Tire only	2-0334	--	Call
	11.2 x 24 - 6 ply, Tire only	2-0333	--	Call
	10 x 38 Galv. wheel, Standard & Valley offset	--	--	Call
	10 x 24 Galv. wheel, Standard offset	--	--	Call
	12 x 24 Galv. wheel, Valley offset	--	--	Call
	8 x 24 Galv. wheel, Standard offset	--	--	Call
	8 x 24 Galv. wheel, Valley offset	--	--	Call

**Features**

1. All tires are 6 ply rated and tube type.
2. R-1 Irrigation tread.
3. Tire and wheel assemblies are mounted left and right, please specify
4. Wheels are hot dipped galvanized.
5. Unique valve stem guard protects the valve stem from field debris.
6. Available in both Standard and Valley style offset.

**SWITCH BOXES, FUSIBLE DISCONNECT, GE**



**3-Pole, 600 Volt**

100 AMP, TGN3 ground lug kit	--	Call
200 AMP, TGN3 ground lug kit	--	Call
300 AMP, TGN3 ground lug kit	--	Call
60 AMP, TGN3 ground lug kit	--	Call
30 AMP, Standard rigid enclosure	--	Call

**Features**

1. The 30amp G.E. Disconnect Switch is an oversized enclosure.
2. Includes the heavy duty fusible switch, fuses are not included.
3. Includes the TGN3 Ground lug Kit.
4. The oversized enclosure allows for easy hook up on higher gauge wire.
5. The oversized enclosure allows room for other electrical components.


**FUSES**













1.125 amp, 500 Volts	2-0709	Call
2 amp, 500 Volts	2-0719	Call
3 amp, 500 Volts	2-0731	Call
4 amp, 500 Volts	2-0742	Call
5 amp, 500 Volts	2-0748	Call
8 amp, 500 Volts	2-0766	Call
15 amp, 500 Volts	2-0778	Call
12 amp, 500 Volts	2-0775	Call
30 amp, 500 Volts	2-0790	Call
12 amp, 600 Volts	2-0776	Call
15 amp, 600 Volts	2-0779	Call
20 amp, 600 Volts	--	Call
25 amp, 600 Volts	2-0788	Call
30 amp, 600 Volts	2-0791	Call
40 amp, 600 Volts	2-0795	Call
50 amp, 600 Volts	2-0799	Call
70 amp, 600 Volts	2-0803	Call








Fittings

**FUSE HOLDER**



1 pole, 9-8923-6	2-0839	Call
2 pole, 9-8870-9, 314177	2-0840	Call
3 pole, CCMR Fuse	2-0841	Call
1 pole, AGC Type Fuse	--	Call















Product	Description	Part Number	Weight	List Price
<b>LIGHTNING ARRESTOR</b>				
	Lightning Arrestor, 600 V	2-0857		Call
<b>SURGE SUPPRESSOR</b>				
	With Forks, L40-136	--		Call
	Universal, 9-9341-0, 315663	--		Call
<b>BRIDGE DIODE</b>				
	Bridge Diode, L40-740	--		Call
<b>PERCENTAGE TIMER</b>				
	Eagle, 60 second, 9-7650-6	2-0664		Call
	Eagle, 30 second	2-0665		Call
	ATC, Electronic, 60 second	--	--	Call
	ATC, Electronic, 30 second	--	--	Call
	Eagle, 30 second	--	--	Call
	Eagle, 60 second	--	--	Call
<b>OVER WATERING TIMER</b>				
	Eagle, 0-5 minute, 9-7262-2	--		Call
	Eagle, 0-60 minute, Motor Drive, 317708	--		Call
	Eagle, 0-60 minute, Electronic, 317708	--		Call
	Eagle, 0-30 minute, Electronic	--		Call
<b>PRESSURE SWITCH</b>				
	ASCO, H series, 10-90 psi (w/enclosure)	--		Call
	Universal, 10-90 psi	--		Call
	Barksdale, 10-250 psi	--		Call
	Barksdale, 0-90 psi	--		Call
	Barksdale, 0-20 psi	--		Call
	NASON, 6-30 psi, SQ-2	--		Call

Product	Description	Part Number	Weight	List Price
<b>RESISTOR/CAPACITOR/DIODE ASSEMBLY</b>				
	Resistor/capacitor/Diode Assy.	3-6905-8	--	Call
<b>TERMINAL STRIP</b>				
	6 Point		--	Call
	8 Point		--	Call
	12 Point, 9-7602-7		--	Call
<b>GROUND LUG/BAR</b>				
	Ground bar, Solder less, TA-2		--	Call
	GE Ground lug, 9 point, TNG1		--	Call
	Ground Bar, TGL2		--	Call
	Ground Bar, 11 point		--	Call
	Ground Bar, 7 point		--	Call
<b>LIMIT SWITCH</b>				
	Windmill Style, 360 degrees		--	Call
	Double Brake, 1811451		--	Call
	Cat Whisker, 9-7244-8		--	Call
	Spring return, End gun (not pictured) L640-58		--	Call
	Actuator, Rod, 13" Radius, L432-185		--	Call
	Actuator, Windmill, 4 spokes		--	Call
	Actuator, Windmill, 8 spokes		--	Call
	Actuator, Roller lever (not pictured)		--	Call
<b>TOGGLE SWITCH</b>				
	2-Position, on/off, SPST		--	Call
	Spring return, on/off, DPDT		--	Call
	On/On, DPDT		--	Call
	3-Position, on/off/on, DPDT		--	Call
<b>MICRO SWITCH</b>				
	Short arm, Basic		--	Call
	Long arm, 9-9030-9		--	Call
	Short arm, HYDRUS		--	Call
	Short arm, Adjustable, Black, 314559		--	Call
	Short arm, Adjustable, Brown, Valley Style		--	Call
	Short arm, Wire alignment L640-76		--	Call
	Short arm, Non-wire alignment, L640-63		--	Call
	Short arm, Non-wire alignment, L640-148		--	Call
	Long arm, Roller		--	Call
	Short arm, Gifford Hill/TUMAC		--	Call


Fittings

# CENTER PIVOT PARTS



Product	Description	Part Number	Weight	List Price
<b>TOWER DISCONNECT SWITCH</b>				
	Tower Disconnect, 9-8866-7 / 7-9140-6		--	Call
	Tower Disconnect Switch		--	Call
	Tower Disconnect Switch, Universal		--	Call
<b>RELAYS</b>				
	Latching, 11 pin, 120V, 10A, 9-8955-8		--	Call
	Ice cube, 8 blade, 12VDC, 120V, 10A, L40-741		--	Call
	Ice cube, 8 blade, 110VDC, 600V, 10a, 315559/10-0162-7		--	Call
	Ice Cube, 9 blade, 120VZC, 25A, 10-0161-9		--	Call
	Power, SPDT, 24VAC, 25A, 9-8890-7		--	Call
	Power, SPDT, 120VAC, 25A, 9-9142-2		--	Call
	Power, DPST, 1HP, 120VAC, 25A, 9-9179-4		--	Call
	Power, DPDT, 120VAC, 30A, 314727		--	Call
	RBM, Lindsay		--	Call
	General Purpose, L40-344		--	Call
	120VAC, 314936		--	Call
<b>SOCKETS</b>				
	Socket, 8 pin		--	Call
	Socket, 11 pin		--	Call
	Socket, 11 Blade		--	Call
	Socket, 11 Blade		--	Call
<b>CONTACTORS</b>				
	GE, 3 pole, 25A, 120V, 9-0866-5 L40-602 314598		--	Call
	GE, 4 pole, 30 A, 120V, 9-0860-8		--	Call
	GE, 4 pole, 30A, Fwd/Rev 99P013, 9-0860-0		--	Call
	ACI, 4 pole, 2NO & 2NC		--	Call
<b>TRANSFORMER</b>				
	480x120V, .375 KVA, L844-4		--	Call
	480x120V, w/24VDC Tap, .5KVA 314977, 9766-2		--	Call
	480/380x120V, 60/50 hz, Export		--	Call
	Safety, 16-24VDC, L844-20/844-9, 9-8889-9		--	Call
<b>VOLTMETER</b>				
	0-600 Volts, 3-1/2", 314979	2-0699		Call
	0-600, 2-1/2", Lindsay Style	--		Call
<b>HOURMETER</b>				
	Round, 9-9132-3, 314442		--	Call
	Round, Quartz		--	Call

Product	Description	Part Number	Weight	List Price
<b>SOIL MOISTURE TESTER</b> <b>IRROMETER</b> Features: - 5 different lengths to choose from - Only the gauge is replaceable - Conserves water - Saves energy from pumping excessive water	Irrrometer: 6"	6-1504	0.8	121.00
	12"	6-1508	1.0	126.00
	18"	6-1509	1.1	131.00
	24"	6-1516	1.2	136.00
	36"	6-1517	1.5	146.00
	48"	6-1518	1.7	155.00
	Service Unit	6-1519	1.1	89.00




Recommended by the soil conservation departments of the USDA and local water conservation districts as an easy tool to prevent over-watering  
Optional service kit is required with the first installation of a tensiometer.  
This unit is not recommended for areas where the instrument could get easily hit or where there are a lot of stones in the soil.

Product	Description	Part Number	Weight	List Price
<b>SCREEN, E-Z</b> Features: • Stops Nozzle Plugging on Even the Smallest Nozzles, 3/64" Hose Size • Self Flushing Design-Never Needs Cleaning • Can Be Used on Any System • Two Sizes to Accommodate Nozzle Flow Rates • Threaded Mounting	Square Grid	9-7316		2.50
	Bar Grid	9-7317		2.50



### INLINE SCREEN (STAINLESS STEEL 24 GA.)



Features:  
- Keeps sprinkler heads from plugging  
- Makes couplers easier to connect and disconnect  
- Works with large volumes of water up to 1000 gallons per minute.  
- Collects large amounts of sand, gravel, and debris without cleaning.  
\*Hole size = 3/32" (.09375"). Special order available on smaller .05" hole size.

Size	Outside Diameter of Inlet of Screen			Length	Part #	Weight	List Price
	BE-Bullnose End	RE-Rolled End	OE-Open End				
2"	2"	2"	2"	18"	6-1513	0.5	39.00
3"	3"	3"	3"	18"	6-1514	0.5	39.00
4"	4"			36"	6-1510-BE	1.3	57.00
4"		3-7/8"		36"	6-1510-RE	1.3	57.00
4"			4"	36"	6-1510-OE	1.3	57.00
5"	4-7/8"			36"	6-1515-BE	2.0	71.00
5"		4-3/4"		36"	6-1515-RE	2.0	71.00
5"			5"	36"	6-1515-OE	2.0	71.00
6"	5-3/4"			36"	6-1511-BE	3.5	84.00
6"		5-5/8"		36"	6-1511-RE	3.5	84.00
6"			6"	36"	6-1511-OE	3.5	84.00
8"	7-3/4"			36"	6-1512-BE	5.0	103.00
8"		7-5/8"		36"	6-1512-RE	5.0	99.00
8"			8"	36"	6-1512-OE	5.0	103.00
10"	9-3/4"			36"	6-1469-BE	7.0	130.00
10"		9-5/8"		36"	6-1469-RE	7.0	130.00
10"			10"	36"	6-1469-OE	7.0	130.00

### PRESSURE GAUGE 2-1/2" & 4" DIAL FACES

For Irrigation Water



#### Dry (2-1/2" Dial Face)

#0-30 PSI Dry	2-1/2"	6-9768	0.3	6.00
#0-100 PSI Dry		6-1520	0.3	6.00
#0-200 PSI Dry		6-1521	0.3	6.00

#### Liquid Filled (2-1/2" Dial Face)

#0-15 PSI Liquid Filled	2-1/2"	6-9754	0.5	15.00
#0-30 PSI Liquid Filled		6-9755	0.5	15.00
#0-60 PSI Liquid Filled		6-9756	0.5	15.00
#0-100 PSI Liquid Filled		6-9757	0.5	15.00
#0-160 PSI Liquid Filled		6-1522	0.5	22.00
#0-200 PSI Liquid Filled		6-9758	0.5	15.00
#0-300 PSI Liquid Filled		6-9759	0.5	15.00

#### Liquid Filled (4" Dial Face)

#0-15 PSI Liquid Filled	4"	9-5271	1.5	31.00
#0-30 PSI Liquid Filled		9-5274	1.5	31.00
#0-60 PSI Liquid Filled		9-5276	1.5	31.00
#0-100 PSI Liquid Filled		9-5270	1.5	31.00
#0-160 PSI Liquid Filled		9-5272	1.2	31.00
#0-200 PSI Liquid Filled		9-5273	1.5	31.00
#0-300 PSI Liquid Filled		9-5275	1.5	31.00

#### For Liquid Manure For Liquid Manure (2-1/2" Dial Face):

#0-160 PSI - Dry	2-1/2"	6-1578	0.5	55.00
#0-160 PSI - Liquid Filled		6-9570	0.5	55.00



-1/4" brass male pipe thread base  
-Stainless steel case  
-Silicone filled gauge (on the liquid filled gauges)  
-Glass lens

Schumacher Irrigation, Inc.

Phone: 402-246-3685 or 800-246-3685

Fax: 402-246-2072

Prices effective January 1, 2012