

**LABOR/REPAIR CHARGES**































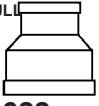
<b>Welding (per inch)</b> (Steel or Aluminum)	<b>Part Number</b> Weld/Inch	<b>List Price</b> 2.00/inch
<b>Weld Around</b> (Steel or Aluminum)	WA2	2" \$13.00
	WA3	3" 13.00
	WA4	4" 15.00
	WA5	5" 17.00
	WA6	6" 17.00
	WA8	8" 19.00
	WA10	10" 24.00
	WA12	12" 26.00
	WA14	14" 28.00
	WA15	15" 28.00
	WA16	16" 34.00
	WA18	18" 38.00
	WA20	20" 42.00
	WA21	21" 45.00
WA22	22" 57.00	
WA24	24" 51.00	
<b>Diagonal Weld Around</b> (Steel or Aluminum)	DWA2	2" 19.50
	DWA3	3" 19.50
	DWA4	4" 22.50
	DWA5	5" 25.50
	DWA6	6" 25.50
	DWA8	8" 28.50
	DWA10	10" 36.00
	DWA12	12" 39.00
	DWA14	14" 42.00
	DWA15	15" 42.00
	DWA16	16" 51.00
	DWA18	18" 57.00
	DWA20	20" 63.00
	DWA21	21" 85.50
DWA22	22" 85.50	
DWA24	24" 76.50	
<b>Rout Gate Hole</b>	GATE	0.75
<b>Roll Aluminum Pipe End</b>		Call
<b>Labor/Hour</b>	Pump repair or any miscellaneous items. Labor	60.00
<b>Delivery</b>	Car/pickup without trailer	Del Car .55/mile, one way
	Pickup/diesel with trailer	Del Truck 2.10/mile, one way
<b>Cut Charge, Steel</b>	CS	11.00
<b>Cut Charge, Alum</b>	CA	11.00
<b>Diagonal Cut, Steel</b>	DCS	16.50
	DCA	16.50













































**CAN'T FIND A GASKET  
LISTED TO MATCH  
YOUR PIPE?**

**CALL OR SEND  
A SAMPLE!**

**MOST LIKELY  
ANOTHER GASKET  
WILL INTERCHANGE  
WITH YOURS!**

PRICES AND SIZES ARE ON FOLLOWING PAGES

 <p><b>LINDSAY 6-161_</b> (4" LINDSAY SAME AS 4" GHEEN)</p>		 <p><b>PIERCE 6-162_</b> (SAME AS TEX FLO ROUNDBACK)</p>		 <p><b>GHEEN 6-163_</b> (4" GHEEN SAME AS 4" LINDSAY) (Cozad)</p>	
 <p><b>A &amp; M 6-164_</b></p>		 <p><b>FELTON 6-165_</b> (4" FELTON SAME AS 4" RAVIT)</p>		 <p><b>RAINWAY 6-166_</b></p>	
<p><b>ACE</b></p>  <p>6-600_</p>	<p><b>BEN GAR</b></p>  <p>6-606_</p>	<p><b>DRAGON</b></p>  <p>6-613_</p>	<p><b>FLEX-O-SEAL</b></p>  <p>6-616_</p>		
<p><b>AKRON</b></p>  <p>6-605_</p>	<p><b>CHAMPION</b></p>  <p>6-607_</p>	<p><b>DRESSER - Gheen</b></p>  <p>6-609_</p>	<p><b>HABCO</b></p>  <p>6-617_</p>		
<p><b>AMES - ABC</b></p>  <p>6-601_</p>	<p><b>CLOUDBURST 6-999_</b></p> 	<p><b>DRESSER - Naco</b></p>  <p>6-610_</p>	<p><b>IRECO - AE</b></p>  <p>6-618_</p>		
<p><b>AMES - Hi-Lo</b></p>  <p>6-602_</p>	<p><b>COBB</b></p>  <p>6-802_</p>	<p><b>FARMLAND - SBS</b></p>  <p>6-614_</p>	<p><b>IRECO - Steelume</b></p>  <p>6-619_</p>		
<p><b>AMES - Suction</b></p>  <p>6-603_</p>	<p><b>COMMETCO</b></p>  <p>6-608_</p>	<p><b>FARMLAND - Green Dot</b></p>  <p>6-615_</p>	<p><b>IRECO - Old Style</b></p>  <p>6-620_</p>		
<p><b>AULT</b></p>  <p>6-604_</p>	<p><b>DIAMOND</b></p>  <p>6-612_</p>	<p><b>FIBERSTRONG</b></p>  <p>6-681_</p>	<p><b>MATHISON</b></p> <p>RING (Same as Race and Race)</p>  <p>6-621_</p>	<p>FULL</p>  <p>6-622_</p>	

<b>MCDOWELL</b>  STANDARD <b>6-623_</b>  RING LOCK <b>6-670_</b>	<b>RACE &amp; RACE</b> DEMOUNTABLE  CONTRACTOR  <b>6-632_</b> <b>6-701_</b>	<b>SHUR-RANE</b> CHEVRON  <b>6-641_</b>	<b>TEX-FLO (HASTINGS)</b> Square back  <b>6-650_</b>	
<b>MIDWEST</b>  <b>6-624_</b>	<b>RAIN-CONTROL</b> 2" only  <b>6-633_</b>	<b>SHUR-RANE</b> OLD STYLE (SAME AS VERMEER)  <b>6-642_</b>	<b>VERMEER</b> (SAME AS SHUR-RAN OLD STYLE)  <b>6-651</b>	
<b>MOORE-RANE</b>  <b>6-625_</b>	<b>RAINBO</b>  <b>6-634_</b>	<b>STOUT - New Style</b>  - (Ireco) -For male end of pipe <b>6-643_</b>	<b>WADE RAIN Bolt-On</b>  <b>6-683_</b>	
<b>MOULTON 6-626_</b> 	<b>RAIN-OW</b>  <b>6-635_</b>	<b>STOUT - Old</b>  <b>6-644_</b>	<b>WADE RAIN New Style</b>  <b>6-652_</b>	
<b>OAKS 6-664_</b> 		<b>RAIN-FOR-RENT</b>  <b>6-636_</b>	<b>STOUT - Old</b> FOR ALUMINUM COUPLERS  <b>6-682_</b>	<b>WADE RAIN Old Style</b>  <b>6-653_</b>
<b>OLIVER 6-663_</b> 	<b>RAINMAKER</b>  <b>6-637_</b>	<b>STOUT - Seal Ring</b>  <b>6-645_</b>	<b>WEBSTER</b> ECONO LOCK  TRIGGER LOCK  <b>6-655_</b> <b>6-654_</b>	
<b>PACIFIC 6-627_</b>  Speed lock - new style		<b>RAINWAY</b> Round back  <b>6-638_</b>	<b>STOUT - Towline seal</b>  <b>6-646_</b>	<b>WESTERN</b>  <b>6-656_</b>
<b>PACIFIC 6-628_</b>  Speed lock - old style			<b>RAVIT</b> 4" RAVIT SAME AS 4"  <b>6-662_</b>	<b>STROLYTE</b>  <b>6-647_</b>
<b>PORT-ALUM</b>  <b>6-630_</b>	<b>REDI-RAIN</b>  <b>6-639_</b>	<b>SURE-FLO</b>  <b>6-648_</b>	<b>WYSS</b> SEAL RING  STANDARD  <b>6-659_</b> <b>6-658_</b>	
<b>RACE &amp; RACE</b> SAME AS MATHISON RING  <b>6-631_</b>	<b>SHUR-RANE</b> Drain - New Style  <b>6-640_</b>	<b>TEX-FLO (HASTINGS)</b> Round back  SAME AS AUTHENTIC <b>6-649_</b>	<b>SPRING</b>  ABC  McDowell <b>6-660_</b> <b>6-661_</b>	

# GASKETS



To complete the part number for each gasket size, use the part number in the first column and use the size code for the last digit. Examples: 4" Ace = 6-6004; 10" A&M = 6-1640.

		Size Code:	2	3	4	5	6	7	8	9	0	1
Part #	Brand Name	Type	2"	3"	4"	5"	6"	7"	8"	9"	10"	12"
6-164_	A&M		\$1.20	\$1.20	\$1.70	\$2.00	\$2.50	\$2.50	\$2.80		\$3.50	
6-600_	Ace				3.40		3.30		4.50		5.00	
6-605_	Akron		5.10	2.20	2.60	10.00	11.25		10.00			
6-601_	Ames	ABC	1.20	1.30	2.30	4.20	7.00	10.50	15.50			
6-602_	Ames	Hi-Lo				4.00	3.40	6.50	4.50	8.50	6.40	8.00
6-603_	Ames	Suction				28.00	18.10		22.60			
6-604_	Alut		2.50	2.10								
6-606_	Ben Gar						2.50	5.00	3.10		3.80	
6-607_	Champion		1.60	2.00	2.50	3.50	4.50		8.50			
6-999_	Cloudburst				4.00	4.70	5.60					
6-802_	Cobb		1.75	2.40	3.20							
6-608_	Commetco		2.30	2.90	3.30	3.90						
6-611_	Decoto				2.30	3.70						
6-612_	Diamond						2.50		3.00		5.00	6.00
6-613_	Dragon			2.20	2.60	3.50	4.10					
6-609_	Dresser	Gheen		3.60	4.60	5.60	4.80	73.00	6.00		7.00	33.00
6-610_	Dresser	Naco					6.50		9.50		11.50	12.00
6-614_	Farmland	SBS	1.20	1.30	2.00	3.10	3.70					
6-615_	Farmland	Green Dot		1.70	2.60	3.60	5.00		6.00			
6-165_	Felton (Felton, General Ind)		1.20	1.20	1.50	3.20	2.60	3.50	3.00		3.70	10.00
6-681_	Fiberstrong								6.00		8.00	10.00
6-616_	Flex-O-Seal			3.20	3.50	5.00	6.00		9.00			
6-163_	Gheen (Cozad)		1.60	1.30	1.70	3.00	3.00	4.10	3.80		4.70	7.50
6-617_	Habco					13.00	9.00					
6-618_	Ireco	AE	2.20	2.40	2.80	3.90						
6-619_	Ireco	Steelume	1.50	1.50	2.00	2.30	3.00	2.60	3.60		8.00	
6-620_	Ireco (Columbus)	Old Style	2.25	2.40	1.70	3.50	4.00	12.90	4.80		6.00	
6-161_	Lindsay				2.40		2.50		3.00			
6-622_	Mathison	Full	21.00	32.00	33.00	37.00	42.00					
6-621_	Mathison	Ring	2.50	6.10	6.50	6.70	7.40					
6-623_	McDowell		2.30	1.90	2.50	3.20	5.20	13.50	7.60		10.70	
6-670_	McDowell	Ringlock					6.00		8.00		15.50	
6-624_	Midwest					3.80	2.80		3.20		4.40	8.50
6-625_	Moore-Rain		1.90		2.40	3.50	4.50	6.20	5.50		6.80	9.80
6-626_	Moulton		2.70	2.10	3.80	4.50	5.90	8.90	9.50		11.00	
6-664_	Oaks			2.90	3.15	3.50	3.70					
6-663_	Oliver		1.75		2.40	2.80	3.60	4.30				
6-627_	Pacific Speedlock	New Style	2.00	2.10	2.60							
6-628_	Pacific Speedlock	Old Style	2.30	2.30	3.10	4.00	4.60		9.10			
6-629_	Pierce	Flatback	1.50	2.80	2.50	3.60	3.60		4.60		7.00	
6-162_	Pierce	Roundback	1.10	1.50	1.60	2.10	2.20	3.70	3.00	6.20	4.20	7.00
6-678_	Pierce	Triple Lip		1.10	2.00		3.00		6.00		8.00	9.00
6-630_	Port-Alum		2.00	1.50	2.80							
6-631_	Race & Race		2.00	2.20	3.00	3.70	4.00	4.50	6.20			
6-632_	Race & Race	Demountable	1.70	2.50	2.50	3.00	4.00		5.50			
6-701_	Race & Race	Contractor		2.00			4.50	4.80	5.00			
6-633_	Rain-Control (Hardie)		1.60		2.70	3.10	4.00		6.00			
6-634_	Rainbow			2.20	3.60	4.20	4.60		7.50			
6-635_	Rain-ow		2.00		3.00							
6-636_	Rain-for-Rent	Wosco	1.45	2.50	1.60	3.30	2.90	6.20	3.90		4.20	6.80
6-637_	Rainmaker		1.80	1.50	2.30	3.30	4.50					
6-638_	Rainway	Roundback	2.90	2.10								
6-166_	Rainway	Squareback	1.40	1.90	1.60	2.10	2.00	3.40	2.50		3.50	6.50
6-662_	Ravit		1.70	1.30	2.80	4.20	4.90					

To complete the part number for each gasket size, use the part number in the first column and use the size code for the last digit. Examples: 4" Redi-Rain = 6-6394; 10" Sure-Flo = 6-6480.


		Size Code:	2	3	4	5	6	7	8	9	0	1
Part #	Brand Name	Type	2"	3"	4"	5"	6"	7"	8"	9"	10"	12"
6-639_	Redi-Rain		\$1.20	\$1.30	\$1.50	\$2.00	\$2.70		\$3.20		\$5.00	\$8.20
6-640_	Shur-Rane	Drain-New Style	1.40	1.50	2.00	3.30	4.80		6.20		7.00	
6-641_	Shur-Rane	Non-Drain(Chevron)		2.00	2.70	4.50	3.90	4.50	6.60		6.20	
6-642_	Shur-Rane	Old Style	1.90	2.00	2.60	3.40	4.10	5.50				
6-643_	Stout	New Style	2.00	2.20	2.60	3.30	3.80					
6-644_	Stout	Old Style	3.20	3.50	3.70	4.50	6.00					
6-682_	Stout	Old Style(Alum Cplr)	1.60	1.90	2.50	2.80	3.50					
6-645_	Stout	Seal Ring	1.50	1.70	2.30	3.00	3.50					
6-646_	Stout (Coover 3-1/2)	Towline Seal			2.30							
6-647_	Strolyte		2.00	2.20	2.60	3.00	3.60					
6-648_	Sure-Flo		2.60	2.40	3.00	4.20	4.30		11.50		15.50	
6-649_	Tex-Flo	Roundback					4.60		5.50	9.70	7.50	
6-650_	Tex-Flo	Squareback		1.20			3.50		3.90	5.00	6.50	6.80
6-651_	Vermeer			4.00	4.20	4.40						
6-683_	Wade Rain	Bolt-on	2.80	2.90	4.00	4.10	5.40					
6-652_	Wade Rain	New Style	1.10	1.20	1.90	3.00	3.70	4.70	5.50		8.00	
6-653_	Wade Rain	Old Style	3.00	3.50	4.70							
6-654_	Webster	Trigger Lock		3.40	3.90	4.40	5.20	8.20	8.90			
6-655_	Webster	Econo Lock	2.00	2.40	3.00	4.20	5.50	7.80	10.30			
6-656_	Western		1.50	1.60	2.00	2.30	2.90	10.50	3.60		6.70	10.00
6-657_	Wheel Trac		2.80	3.40								
6-658_	Wyss	Standard	1.70	2.00	2.40	2.90	3.50					
6-659_	Wyss	Seal Ring	1.70	1.90	2.50	3.60	4.00					
6-8008	Wade Rain Poweroll	4"			1.70							
6-8009	Wade Rain Poweroll	4.5"			2.80							
6-8015	Wade Rain Poweroll	5"				3.30						

### Odd Gasket Sizes:

Part #	Brand	Size	Price
6-6896	A&M	4-1/2"	\$4.00
6-1612	Pierce, Roundback	1-5/16"	1.90
6-1613	Pierce, Roundback	2-1/4"	1.90
6-1615	Pierce, Roundback	2-1/2"	1.90
6-1617	Pierce, Roundback	6-5/8"	4.20
6-1619	Pierce, Roundback	8-5/8"	8.00
6-6087	Commetco	2-1/2"	2.70
6-6197	Irreco, Steelume	5-1/4"	2.60
6-6371	Rainmaker	1-1/2"	1.00
6-6727	Gheen, Dresser	4-1/2"	7.00
6-6728	Gheen, Dresser	6-5/8"	9.00
6-6729	Gheen, Dresser	8-5/8"	11.00

### Wheeline Gaskets

Part #	Brand	Wall Middle to Middle	Price
6-8000	Western, Round	3/16" x 4-1/2"	\$2.20
6-8001	Western, WID-E-1	3/16" x 4-7/8"	3.60
6-8002	Alumax, Round	1/4" x 4-3/4"	2.20
6-8003	Alumax, Square	1/4" x 4-3/4"	2.20
6-8004	Trunnell, Quad 4	1/4" x 4-3/8"	1.70
6-8005	Trunnell, Quad 5	1/4" x 5-1/2"	1.70
6-8006	Trunnell, Quad 4	1/4" x 4-3/4"	1.70
6-8007	Western Steel	3/16" x 4-15/16"	3.00




Trunnell



Western



Alumax - Round



Alumax - Square


### Springs:

Part #	Brand	2"	3"	4"	5"	6"	7"	8"
6-660_	Ames ABC	\$3.40	\$4.00	\$4.70	\$9.50	\$14.50	--	\$23.00
6-661_	McDowell	5.00	5.00	7.00	8.00	10.00	15.00	20.00

### Pierce Wedge-Tite:

For Bolt-on Flange Pack Repair & Dresser Couplers

Part #	Brand	4"	5"	6"	8"	10"	12"	15"
6-669_	NOM (od)	\$7.00	\$7.50	\$8.00	\$9.00	\$20.00	\$15.00	
6-668_	PIP			8.00	9.00	10.00	15.00	42.00
6-667_	IPS	7.00		8.00	9.00	10.00	15.00	



# NIPPLES, TBE, STEEL BLACK

## Black



### Steel Black Nipples

Steel Black	1/8"		1/4"		3/8"		1/2"		3/4"		1"		1-1/4"	
	Part Number	List Price	Part Number	List Price	Part Number	List Price	Part Number	List Price	Part Number	List Price	Part Number	List Price	Part Number	List Price
Close	9-6348	\$0.80	9-6365	\$1.00	9-6382	\$1.00	9-6399	\$0.90	9-6416	\$1.00	9-6433	\$1.40	9-6449	\$1.80
1-1/2" Long	9-6349	1.00	9-6366	1.10	9-6383	1.20	9-6400	0.90	9-6417	1.10				
2" Long	9-6350	1.00	9-6367	1.10	9-6384	1.20	9-6401	0.90	9-6418	1.10	9-6434	1.60	9-6450	2.10
2-1/2" Long	9-6351	1.20	9-6368	1.40	9-6385	1.50	9-6402	1.00	9-6419	1.20	9-6435	1.70	9-6451	2.20
3" Long	9-6352	1.20	9-6369	1.40	9-6386	1.50	9-6403	1.00	9-6420	1.20	9-6436	1.70	9-6452	2.20
3-1/2" Long	9-6353	1.40	9-6370	1.60	9-6387	1.70	9-6404	1.20	9-6421	1.50	9-6437	2.10	9-6453	2.60
4" Long	9-6354	1.40	9-6371	1.60	9-6388	1.70	9-6405	1.20	9-6422	1.50	9-6438	2.10	9-6454	2.60
4-1/2" Long	9-6355	2.70	9-6372	2.40	9-6389	2.50	9-6406	1.40	9-6423	1.90	9-6439	2.40	9-6455	3.10
5" Long	9-6356	2.70	9-6373	2.40	9-6390	2.50	9-6407	1.40	9-6424	1.90	9-6440	2.40	9-6456	3.10
5-1/2" Long	9-6357	3.00	9-6374	2.80	9-6391	2.80	9-6408	1.60	9-6425	2.10	9-6441	2.90	9-6457	3.70
6" Long	9-6358	3.00	9-6375	2.80	9-6392	2.80	9-6409	1.60	9-6426	2.10	9-6442	2.90	9-6458	3.70
7" Long	9-6359	4.10	9-6376	4.30	9-6393	4.90	9-6410	2.90	9-6427	3.50	9-6443	4.70	9-6459	5.90
8" Long	9-6360	4.10	9-6377	4.30	9-6394	4.90	9-6411	2.90	9-6428	3.50	9-6444	4.70	9-6460	5.90
9" Long	9-6361	4.70	9-6378	5.10	9-6395	5.50	9-6412	3.50	9-6429	4.10	9-6445	5.50	9-6461	7.10
10" Long	9-6362	4.70	9-6379	5.10	9-6396	5.50	9-6413	3.50	9-6430	4.10	9-6446	5.50	9-6462	7.10
11" Long	9-6363	4.80	9-6380	5.60	9-6397	6.30	9-6414	4.10	9-6431	4.60	9-6447	6.30	9-6463	8.00
12" Long	9-6364	4.80	9-6381	5.60	9-6398	6.30	9-6415	4.10	9-6432	4.60	9-6448	6.30	9-6464	8.00

TBE (threaded both ends)

### Steel Black Nipples

Steel Black	1-1/2"		2"		2-1/2"		3"		4"		6"	
	Part Number	List Price	Part Number	List Price	Part Number	List Price	Part Number	List Price	Part Number	List Price	Part Number	List Price
Close	9-6465	\$2.30	9-6481	\$3.10	9-6496	\$9.60	9-6510	\$11.40	9-6524	17.20	9-6537	36.80
1-1/2" Long												
2" Long	9-6466	2.40										
2-1/2" Long	9-6467	2.70	9-6482	3.50								
3" Long	9-6468	2.70	9-6483	3.50	9-6497	9.90	9-6511	12.40				
3-1/2" Long	9-6469	3.10	9-6484	4.30	9-6498	11.60	9-6512	14.70				
4" Long	9-6470	3.10	9-6485	4.30	9-6499	11.60	9-6513	14.70	9-6526	19.90		
4-1/2" Long	9-6471	3.70	9-6486	4.90	9-6500	12.70	9-6514	16.20	9-6527	22.70		
5" Long	9-6472	3.70	9-6487	4.90	9-6501	12.70	9-6515	16.20	9-6528	22.70		
5-1/2" Long	9-6473	4.30	9-6488	5.80	9-6502	13.30	9-6516	17.60	9-6529	24.30		
6" Long	9-6474	4.30	9-6489	5.80	9-6503	13.30	9-6517	17.60	9-6530	24.30	9-6541	48.00
7" Long	9-6475	6.80	9-6490	9.60	9-6504	16.90	9-6518	23.80	9-6531	28.10	9-6542	57.80
8" Long	9-6476	6.80	9-6491	9.60	9-6505	16.90	9-6519	23.80	9-6532	28.10	9-6543	57.80
9" Long	9-6477	7.90	9-6492	11.30	9-6506	19.00	9-6520	26.70	9-6533	31.90	9-6544	67.00
10" Long	9-6478	7.90	9-6493	11.30	9-6507	19.00	9-6521	26.70	9-6534	31.90	9-6545	67.00
11" Long	9-6479	9.10	9-6494	13.10	9-6508	21.10	9-6522	29.60	9-6535	37.40	9-6546	92.00
12" Long	9-6480	9.10	9-6495	13.10	9-6509	21.10	9-6523	29.60	9-6536	37.40	9-6547	78.80

TBE (threaded both ends)

# NIPPLES, TBE, STEEL GALVANIZED

## Galvanized



### Steel Galvanized Nipples

Steel Galvanized	1/8" Diameter		1/4" Diameter		3/8" Diameter		1/2" Diameter		3/4" Diameter		1" Diameter		1-1/4" Diameter	
	Part Number	List Price	Part Number	List Price	Part Number	List Price	Part Number	List Price	Part Number	List Price	Part Number	List Price	Part Number	List Price
<b>Close</b>	9-6548	1.00	9-6565	1.10	9-6582	1.20	9-6599	1.00	9-6616	1.20	9-6633	1.60	9-6649	2.20
<b>1-1/2" Long</b>	9-6549	1.40	9-6566	1.30	9-6583	1.40	9-6600	1.00	9-6617	1.30				
<b>2" Long</b>	9-6550	1.40	9-6567	1.30	9-6584	1.40	9-6601	1.00	9-6618	1.30	9-6634	1.90	9-6650	2.40
<b>2-1/2" Long</b>	9-6551	1.90	9-6568	1.70	9-6585	1.90	9-6602	1.20	9-6619	1.40	9-6635	2.10	9-6651	2.60
<b>3" Long</b>	9-6552	1.90	9-6569	1.70	9-6586	1.90	9-6603	1.20	9-6620	1.40	9-6636	2.10	9-6652	2.60
<b>3-1/2" Long</b>	9-6553	2.30	9-6570	2.10	9-6587	2.20	9-6604	1.50	9-6621	1.90	9-6637	2.50	9-6653	3.10
<b>4" Long</b>	9-6554	2.30	9-6571	2.10	9-6588	2.20	9-6605	1.50	9-6622	1.90	9-6638	2.50	9-6654	3.10
<b>4-1/2" Long</b>	9-6555	3.80	9-6572	2.80	9-6589	3.10	9-6606	1.80	9-6623	2.20	9-6639	3.10	9-6655	3.80
<b>5" Long</b>	9-6556	3.80	9-6573	2.80	9-6590	3.10	9-6607	1.80	9-6624	2.20	9-6640	3.10	9-6656	3.80
<b>5-1/2" Long</b>	9-6557	4.30	9-6574	3.10	9-6591	3.40	9-6608	2.10	9-6625	2.70	9-6641	3.50	9-6657	4.40
<b>6" Long</b>	9-6558	4.30	9-6575	3.10	9-6592	3.40	9-6609	2.10	9-6626	2.70	9-6642	3.50	9-6658	4.40
<b>7" Long</b>	9-6559	5.60	9-6576	5.30	9-6593	5.40	9-6610	3.60	9-6627	4.60	9-6643	5.90	9-6659	7.20
<b>8" Long</b>	9-6560	5.60	9-6577	5.30	9-6594	5.40	9-6611	3.60	9-6628	4.60	9-6644	5.90	9-6660	7.20
<b>9" Long</b>	9-6561	6.60	9-6578	6.20	9-6595	6.50	9-6612	4.30	9-6629	5.10	9-6645	6.70	9-6661	8.60
<b>10" Long</b>	9-6562	6.60	9-6579	6.20	9-6596	6.50	9-6613	4.30	9-6630	5.10	9-6646	6.70	9-6662	8.60
<b>11" Long</b>	9-6563	7.30	9-6580	6.90	9-6597	7.20	9-6614	4.90	9-6631	5.80	9-6647	7.80	9-6663	10.30
<b>12" Long</b>	9-6564	7.30	9-6581	6.90	9-6598	7.20	9-6615	4.90	9-6632	5.80	9-6648	7.80	9-6664	10.30

### TBE (threaded both ends)

### Steel Galvanized Nipples

Steel Galvanized	1-1/2" Diameter		2" Diameter		2-1/2" Diameter		3" Diameter		4" Diameter		6" Diameter	
	Part Number	List Price	Part Number	List Price	Part Number	List Price	Part Number	List Price	Part Number	List Price	Part Number	List Price
<b>Close</b>	9-6665	\$2.60	9-6681	\$3.60	9-6696	\$10.80	9-6710	13.00	9-6724	19.50	9-6737	73.50
<b>1-1/2" Long</b>												
<b>2" Long</b>	9-6666	2.80										
<b>2-1/2" Long</b>	9-6667	3.10	9-6682	4.10								
<b>3" Long</b>	9-6668	3.10	9-6683	4.10	9-6697	11.20	9-6711	14.80				
<b>3-1/2" Long</b>	9-6669	3.90	9-6684	5.00	9-6698	13.10	9-6712	17.30				
<b>4" Long</b>	9-6670	3.90	9-6685	5.00	9-6699	13.10	9-6713	17.30	9-6726	23.30		
<b>4-1/2" Long</b>	9-6671	4.70	9-6686	6.40	9-6700	14.60	9-6714	20.20	9-6727	26.10		
<b>5" Long</b>	9-6672	4.70	9-6687	6.40	9-6701	14.60	9-6715	20.20	9-6728	26.10		
<b>5-1/2" Long</b>	9-6673	5.30	9-6688	7.40	9-6702	16.00	9-6716	21.40	9-6729	28.80		
<b>6" Long</b>	9-6674	5.30	9-6689	7.40	9-6703	16.00	9-6717	21.40	9-6730	28.80	9-6741	96.00
<b>7" Long</b>	9-6675	8.20	9-6690	12.00	9-6704	20.60	9-6718	28.80	9-6731	34.40	9-6742	115.70
<b>8" Long</b>	9-6676	8.20	9-6691	12.00	9-6705	20.60	9-6719	28.80	9-6732	34.40	9-6743	115.70
<b>9" Long</b>	9-6677	9.60	9-6692	14.10	9-6706	23.50	9-6720	32.80	9-6733	39.90	9-6744	134.00
<b>10" Long</b>	9-6678	9.60	9-6693	14.10	9-6707	23.50	9-6721	32.80	9-6734	39.90	9-6745	134.00
<b>11" Long</b>	9-6679	11.00	9-6694	16.10	9-6708	26.30	9-6722	36.90	9-6735	45.40	9-6746	147.00
<b>12" Long</b>	9-6680	11.00	9-6695	16.10	9-6709	26.30	9-6723	36.90	9-6736	45.40	9-6747	157.60

### TBE (threaded both ends)

Fittings