





# VALVE STUBS



Product	Description	Part Number	Weight	List Price
<b>STEEL WELD-ON VALVE</b> 	3"	6-1377	2.0	29.00
	4"	6-1414	2.8	32.00
	5"	6-1378	3.8	46.00
	6"	6-1415	5.8	51.00
	8"	6-1416	15.0	142.00
	10"	6-9846		275.00


\*Black Steel


<b>CAST ALUM VALVE STUB WITH SADDLE</b> 	4" x 4"	6-1373	3.5	50.00
	5" x 4"	6-1374	3.5	50.00
	6" x 4"	6-1411	3.5	44.00
	7" x 4"	6-1375	3.5	50.00
	8" x 4"	6-1412	3.5	44.00
	10" x 4"	6-1413	3.5	50.00
	12" x 4"	6-1376	3.5	50.00

<b>THREADED VALVE STUB - STEEL</b>  Female  Male	2" F x 3"	6-1421	4.0	52.00
	2-1/2" F x 3"	6-1422	4.0	49.00
	3" F x 3"	6-1423	2.0	61.00
	3" F x 4"	6-1424	4.5	60.00
	4" F x 4"	6-1420	4.5	106.00
	6" F x 6"	6-1425	5.0	162.00
	8" F x 8"	6-1426	--	321.00
	2" M x 3"	6-1427	4.0	53.00
	3" M x 3"	6-1428	2.0	54.00
	3" M x 4"	6-1429	4.0	56.00
	4" M x 4"	6-1399	4.5	90.00
	6" M x 6"	6-1388	5.0	119.00
	8" M x 8"	6-1387	--	278.00

\*Specify Gal. Steel, Epoxy-Steel, or Painted-Steel

<b>THREADED VALVE STUB-CAST ALUM.</b>  Female  Male	4" F x 4"	6-9612		66.00
	6" F x 6"	6-9614		233.00
	4" M x 4"	6-9613		66.00
	6" M x 6"	6-9615		165.00

<b>CAST ALUM VALVE STUB</b> 	3"	6-1363	3.5	47.00
	4"	6-1364	3.5	50.00
	5"	6-1365	3.5	74.00
	6"	6-1366	4.5	93.00


<b>CAST ALUM WELD-ON SADDLE</b> 	Outlet x Pipe			
	3" x 3"	6-1592	0.4	9.00
3" x 4"	6-1593	0.4	9.00	
3" x 5"	6-1594	0.4	9.00	
3" x 6"	6-1595	0.4	9.00	
4" x 4"	6-1596	0.5	13.00	
4" x 5"	6-1597	0.5	13.00	
4" x 6"	6-1598	0.5	13.00	
4" x 8"	6-1599	0.5	13.00	
5" x 5"	6-1600	0.8	25.00	
5" x 6"	6-1601	0.8	25.00	
5" x 7"	6-1602	0.8	25.00	
5" x 8"	6-1603	0.8	25.00	
5" x 10"	6-1604	0.8	25.00	
6" x 6"	6-1605	0.5	25.00	
6" x 8"	6-1606	1.0	25.00	
8" x 8"	6-1607	1.0	49.00	
10" x 10"	6-1608	1.0	49.00	

**RISER VALVE DISC,  
STANDARD**



3"	6-1404	0.2	9.50
4"	6-1405	0.5	5.00
5"	6-1409	0.8	12.00
6"	6-1406	1.3	18.00
8"	6-1410	2.5	48.00

**RISER VALVE STEM,  
STANDARD**



Disc Size	Diameter x Length			
4"	5/8" x 6-3/4"	6-1407	0.6	4.00
6"	5/8" x 9"	6-1408	0.7	7.00
8"	1" x 11"	6-1400	2.5	29.00

**RISER VALVE FLAT  
DISC, 3/4"**



4"	6-1809	--	12.00
----	--------	----	-------

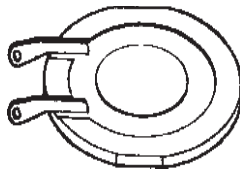
**RISER VALVE STEM, 3/4"**



	Diameter x Length			
Brass, 4"	5/8" x 6-3/4"	6-1808	--	16.50

-RVTC Riser  
-3/4" x 6-3/4" long

**COMBO VALVE DISC/PACKING RINGS**



Disc:				
6"		6-1490	4.5	36.00
8"		6-1491	7.0	82.00
10"		6-1492	9.5	110.00
Packing Ring (set):				
3"-7"	2-pieces /set	9-6815		6.00
8"-12"	2-pieces /set	9-6816		6.00

Fittings

# VALVE OPENERS INDEPENDENT VALVE TEES



Product	Description	Part Number	Weight	List Price
<b>VALVE OPENER</b>	3"	Cast Alum 6-1435	9.0	<b>108.00</b>
	4"	Cast Alum 6-1430	10.0	<b>105.00</b>
	6"	<b>Steel Gal.</b> 6-1431	15.0	<b>160.00</b>
	8"	<b>Steel Gal.</b> 6-1433	32.0	<b>198.00</b>
	10"	<b>Steel Gal.</b> 6-9752		<b>469.00</b>
	3" x 2"	Cast Alum 6-1434	8.0	<b>108.00</b>
	4" x 2"	Cast Alum 6-1436	10.0	<b>105.00</b>
	4" x 3"	Cast Alum 6-1437	10.0	<b>105.00</b>
	6" x 4"	<b>Steel Gal.</b> 6-1432	13.0	<b>138.00</b>



Cast Alum



Steel Gal.

Also available in Knob style.

## VALVE OPENER GUN STAND



Cast Alum

4" x 3"	Cast Alum 6-1018	12.0	<b>210.00</b>
---------	------------------	------	---------------

## VALVE OPENING TEE




3" x 2" x 2"	Cast Alum 6-1390	8.0	<b>132.00</b>
3" x 3" x 3"	Cast Alum 6-1391	9.0	<b>132.00</b>
4" x 2" x 2"	Cast Alum 6-1392	10.0	<b>125.00</b>
4" x 3" x 3"	Cast Alum 6-1393	11.0	<b>150.00</b>
4" x 4" x 4"	Cast Alum 6-1394	11.0	<b>171.00</b>
6" x 4" x 4"	<b>Steel Gal.</b> 6-1395	16.0	<b>199.00</b>
6" x 6" x 6"	<b>Steel Gal.</b> 6-1396	18.0	<b>204.00</b>
8" x 6" x 6"	<b>Steel Gal.</b> 6-1397	30.0	<b>285.00</b>
8" x 8" x 8"	<b>Steel Gal.</b> 6-1398	36.0	<b>288.00</b>

Also available in Knob style.

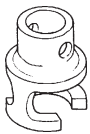
## VALVE OPENING PARTS




Roll Pin



5/8" and 7/8"



Yoke




3/4"

Yoke only	6-1438	--	<b>5.70</b>
Roll Pin for Yolk	6-1439	--	<b>0.70</b>
*Chevron Gasket - 5/8"	6-1240	--	<b>1.00</b>
**Chevron Gasket - 3/4"	6-1241	--	<b>1.00</b>
Chevron Gasket - 1"	6-1243	--	<b>2.00</b>

\*5/8" is for Alumax, A&M & Felton.

\*\*3/4" is for Ames, Alumax, Bush Hog, Ireco, Pierce, ShurRane & Western.

## ALUMINUM INDEPENDENT VALVE TEE, HOOK



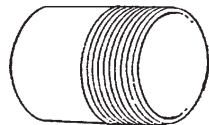
4" x 4"	6-1380	7.5	<b>125.00</b>
6" x 4"	6-1381	9.0	<b>125.00</b>
8" x 4"	6-1382	12.0	<b>138.00</b>
10" x 4"	6-1383	15.0	<b>168.00</b>

**ALUMINUM INDEPENDENT VALVE TEE, RINGLOCK**



6" x 4"	6-1384	9.0	163.00
8" x 4"	6-1385	15.0	183.00
10" x 4"	6-1386	20.0	227.00

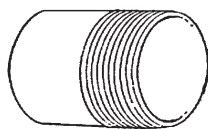
**STEEL NIPPLE, BLACK**



<b>Black Steel:</b>		Length		
1/2"	1"	9-5820	--	0.55
3/4"	2"	6-1539	--	1.50
1"	2"	6-1540	--	2.10
1-1/4"	2"	6-1541	--	2.60
1-1/2"	2"	6-1542	--	4.80
2"	2-1/2"	6-1543	.54	2.00
2-1/2"	2-1/2"	6-1548	--	7.50
3"	3"	6-1544	1.46	5.50
4"	4"	6-1545	2.74	9.50
5"	4"	6-1549	--	26.00
6"	4"	6-1546	5.4	18.00
8"	4"	6-1547	--	79.00
10"	4"	6-9660	--	172.00
12"	4"	6-9661	--	315.00

<b>Stainless Steel:</b>				
2"	Stainless Steel	9-5258		10.50
3"	Stainless Steel	9-5259		30.50
4"	Stainless Steel	9-5260		50.00

**ALUMINUM NIPPLE**



1/2"	9-5821		5.20
3/4"	6-1703	--	6.10
1"	6-1554	--	7.00
1-1/4"	6-1555	--	8.00
1-1/2"	6-1556	--	12.00
2"	6-1550	0.1	15.00
2-1/2"	6-1557	--	29.00
3"	6-1551	0.3	24.00
4"	6-1552	0.6	29.00
5"	6-1553	--	45.00
6"	6-1558	2.1	58.00
8"	6-1559	2.8	105.00

Fittings


# NIPPLES, COUPLINGS & TEES



Product	Description	Part Number	Weight	List Price
<b>STEEL 1/2 COUPLING, BLACK</b>	1/8"	9-5879	--	1.00
	1/4"	9-5016	--	1.10
	3/8"	9-5279	--	1.50
	1/2"	9-5278	--	1.50
	3/4"	6-1586	1.0	.80
	1"	6-1669	.30	1.60
	1-1/4"	6-1587	--	1.45
	1-1/2"	6-1588	--	1.90
	2"	6-1571	.44	2.90
	2-1/2"	6-1589	--	8.30
	3"	6-1572	1.40	9.00
	4"	6-1573	2.04	27.00
	5"	6-1574	3.6	49.00
	6"	6-1575	5.0	52.00
8"	6-1576	--	127.00	
10"	9-5154	--	181.00	



## STAINLESS STEEL 1/2 COUPLING

	2"	9-5292	--	18.00
	3"	9-5293	--	49.00
	4"	9-5294	--	97.00

#316 Stainless Steel

## STEEL FULL COUPLING, BLACK




	1/4"	9-5847	--	.90
	3/8"	9-5872	--	1.00
	1/2"	6-9571	--	1.00
	3/4"	6-9572	--	1.10
	1"	6-9573	--	1.50
	1-1/4"	9-5870	--	2.00
	1-1/2"	9-5869	--	2.50
	2"	6-9574	--	4.00
	2-1/2"	9-5871	--	11.00
	3"	6-9575	--	14.00
	3-1/2"	9-5873	--	15.00
	4"	9-5874	--	18.00
	6"	9-5875	--	42.00

## ALUMINUM 1/2 COUPLING



	1/4"	9-5303	--	4.20
	1/2"	9-5304	--	6.00
	3/4"	6-1740	--	3.90
	1"	6-1609	--	5.00
	1-1/4"	6-1585	--	7.00
	1-1/2"	6-1580	--	10.50
	2"	6-1581	--	17.00
	2-1/2"	6-1417	--	20.00
	3"	6-1582	--	22.00
	4"	6-1583	--	47.00
	5"	6-1584	--	76.00
	6"	6-1418	--	128.00

**FLAPPER DRAIN GASKET**



Flapper Drain Gasket (complete)	6-1537	--	<b>6.00</b>
1. Splash Nut	6-1813	--	<b>1.60</b>
2. Rubber Flapper	6-1810	--	<b>1.50</b>
3. Threaded Insert	6-1811	--	<b>1.80</b>
4. Jam Nut	6-1812	--	<b>1.10</b>

**MUSHROOM DRAIN WITH CLIP (WESTERN)**

6-1525 -- **1.20**



**MUSHROOM DRAIN (AMES)**

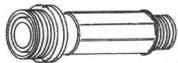
6-1526 -- **1.20**



**DRAIN VALVE, 1"**

#1 Pierce	8-1447	--	<b>13.00</b>
#2 Wade Rain	6-1538	--	<b>11.00</b>
#3 Waterman	8-1448	--	<b>17.70</b>

There is no picture available for the Pierce drain valve



#1

#2

#3

Fittings

**IRON MALLEABLE FITTINGS (CLASS 150 LBS)**

Product	Description	Part Number	Weight	List Price
<b>BUSHING, GALVANIZED</b>	1/4" X 1/8"	9-5479		1.58
	3/8 X 1/8	9-5480		1.58
	3/8" X 1/4"	9-5481		1.58
	1/2" X 1/8"	9-5482		1.58
	1/2" X 1/4"	9-5483		1.58
	1/2" X 3/8"	9-5484		1.58
	3/4 X 1/8	9-5485		1.80
	3/4" X 1/4"	9-5486		1.62
	3/4" X 3/8"	9-5487		1.80
	3/4"x1/2"	8-1214		1.60
	1 X 1/4	9-5489		1.93
	1 X 3/8	9-5490		3.01
	1"x1/2"	8-1215		1.90
	1"x3/4"	8-1216		1.80
	1-1/4 X 1/4	9-5493		3.10
	1-1/4 X 3/8	9-5494		3.10
	1 1/4"X1/2"	9-5495		2.80
	1 1/4"X3/4"	9-5496		2.50
	1-1/4"x1"	8-1217		2.50
	1-1/2 X 1/4	9-5498		4.00
	1-1/2 X 3/8	9-5499		4.00
	1 1/2"X1/2"	9-5500		3.60
	1 1/2"X3/4"	9-5501		3.60
	1-1/2"x1"	8-1218		3.20
	1-1/2"x1-1/4"	8-1219		3.40
	2"X1/4"	9-5504		4.90
	2 X 3/8	9-5505		4.20
	2"X1/2"	9-5506		4.50
	2"X3/4"	9-5507		4.20
	2"x1"	8-1220		3.90
	2"x1-1/4"	8-1221		3.90
	2"x1-1/2"	8-1222		3.50
	2-1/2 X 1/2	9-5511		6.00
2-1/2 X 3/4	9-5512		6.00	
2-1/2 X 1	9-5513		6.00	
2-1/2 X 1-1/4	9-5514		6.00	
2-1/2 X 1-1/2	9-5515		6.00	
2-1/2"x2"	8-1223		5.70	
3" X 1/2"	9-5517		12.00	
3" X 1"	9-5518		7.90	
3" X 1-1/4"	9-5519		8.60	
3" X 1-1/2"	9-5520		8.40	
3"x2"	8-1224		7.60	
3"x2-1/2"	8-1225		8.10	
3-1/2"x3"	9-5962		14.90	
4" X 1"	9-5523		16.50	
4" X 1-1/4"	9-5524		16.50	
4" X 1-1/2"	9-5525		18.20	
4" X 2"	9-5526		16.00	
4" X 2-1/2"	9-5527		18.00	
4"x3"	6-1760		17.00	
6"x2"	9-5963		34.20	
6"x3"	9-5964		35.20	
6"x4"	9-5965		34.50	

Class 150 Pounds  
Available in Black, Call for Prices

**ELBOW, 45° GALVANIZED**



Class 150 Pounds  
Available in Black, Call for Prices

1/8"	9-5579	1.90
1/4"	9-5580	1.70
3/8"	9-5581	1.70
1/2"	8-1227	1.30
3/4"	8-1228	1.80
1"	8-1229	2.10
1-1/4"	8-1230	3.80
1-1/2"	8-1231	4.50
2"	8-1232	6.70
2-1/2"	8-1233	22.60
3"	8-1234	32.90
4"	8-1235	55.00
6"	9-5591	193.70

**ELBOW, 90° GALVANIZED**



Class 150 Pounds  
Available in Black, Call for Prices

1/8"	9-5566	1.30
1/4"	9-5567	1.30
3/8"	9-5568	1.30
1/2"	8-1237	0.82
3/4"	8-1238	0.95
1"	8-1239	1.90
1-1/4"	8-1240	2.90
1-1/2"	8-1241	3.80
2"	6-1761	6.30
2-1/2"	6-1762	15.70
3"	6-1763	26.30
4"	6-1764	45.50
6"	9-5578	152.80

**TEE, GALVANIZED**



Class 150 Pounds  
Available in Black, Call for Prices

1/8"	9-5776	1.90
1/4"	9-5777	1.70
3/8"	9-5778	1.70
1/2"	8-1243	1.00
3/4"	8-1244	1.70
1"	8-1245	2.80
1-1/4"	8-1246	4.40
1-1/2"	8-1247	5.40
2"	8-1248	9.00
2-1/2"	8-1249	24.30
3"	8-1250	28.50
4"	8-1251	67.30
6"	9-5788	192.70

**LOCKNUT, GALVANIZED**



Class 150 Pounds  
Available in Black, Call for Prices

1/4"	9-5598	0.90
1/2"	9-5599	1.00
3/4"	9-5600	1.20
1"	9-5601	2.20
1-1/4"	9-5602	2.00
1-1/2"	9-5603	2.60
2"	9-5604	4.60
2 1/2"	9-5605	11.60

# IRON MALLEABLE FITTINGS (CLASS 150 LBS)



Product	Description	Part Number	Weight	List Price
<b>REDUCING COUPLING, GALVANIZED</b>	1/4" X 1/8"	9-5619		1.40
	3/8 X 1/8	9-5620		1.40
	3/8"x1/4"	8-1253		1.40
	3/8"x1/2"	8-1254		2.50
	1/2 X 1/8	9-5622		1.60
	1/2" X 1/4"	9-5623		1.30
	1/2" X 3/8"	9-5624		1.20
	3/4 X 1/8	9-5625		1.60
	3/4 X 1/4	9-5626		1.40
	3/4" X 3/8"	9-5627		1.60
	3/4" X 1/2"	9-5959		1.40
	1 X 1/4	9-5629		2.80
	1 X 3/8	9-5630		2.80
	1"x1/2"	8-1256		2.30
	1"x3/4"	8-1255		2.10
	1-1/4 X 3/8	9-5633		4.10
	1 1/4" X 1/2"	9-5634		3.60
	1 1/4"X3/4"	9-5635		2.90
	1-1/4"x1"	8-1257		2.90
	1-1/2 X 3/8	9-5637		3.30
	1 1/2" X 1/2"	9-5638		4.20
	1 1/2"X3/4"	9-5639		3.70
	1-1/2"x1"	8-1258		3.70
	1-1/2"x1-1/4"	8-1259		3.50
	2" X 1/2"	9-5642		6.10
	2" X 3/4"	9-5643		6.10
	2"x1"	8-1260		5.10
	2"x1-1/4"	8-1261		5.40
	2"x1-1/2"	8-1262		5.10
	2"X1-1/2"	9-5646		11.60
	2-1/2" X 1"	9-5960		15.70
	2-1/2 X 1-1/4	9-5648		15.70
	2-1/2 X 1-1/2	9-5649		16.00
	2-1/2"x2"	8-1263		15.70
	3" x 1"	9-5651		21.20
3" X 1-1/4"	9-5961		21.20	
3"x1-1/2"	9-5652		20.80	
3"x2"	8-1264		20.00	
3"x2-1/2"	8-1265		21.00	
4"x2"	8-1266		45.00	
4"x2-1/2"	8-1267		45.00	
4"x3"	8-1268		45.00	
6"x3"	9-5658		110.30	
6"x4"	9-5659		110.30	



Class 150 Pounds  
Available in Black, Call for Prices

## COUPLING, GALVANIZED



1/8"	9-5529	1.60
1/4"	9-5530	1.50
3/8"	9-5531	1.50
1/2"	9-5532	1.10
3/4"	9-5533	1.30
1"	9-5534	2.10
1 1/4"	9-5535	3.10
1 1/2"	9-5536	3.50
2"	9-5537	4.70
2-1/2"	9-5538	15.50
3"	9-5539	20.70
4"	9-5540	43.80
6"	9-5541	115.00

Class 150 Pounds  
Available in Black, Call for Prices

**REDUCING ELBOW, GALVANIZED**



1/4X1/8	9-5660	2.10
3/8X1/4	9-5661	1.90
1/2X1/4	9-5662	1.60
1/2" X 3/8"	9-5663	1.50
3/4X1/4	9-5664	2.30
3/4X3/8	9-5665	2.30
3/4" X 1/2"	9-5666	1.70
1 X 3/8	9-5667	3.80
1" X 1/2"	9-5668	2.30
1" X 3/4"	9-5669	2.20
1-1/4"x1/2"	9-5670	4.40
1-1/4"x3/4"	9-5671	4.40
1-1/4" x 1"	9-5672	3.60
1-1/2"x1/2"	9-5673	5.70
1-1/2"x3/4"	9-5674	5.60
1-1/2" x 1"	9-5675	5.60
1-1/2"x1-1/4"	9-5676	5.60
2" x 1/2"	9-5677	7.90
2" x 3/4"	9-5678	7.90
2" x 1"	9-5679	7.70
2"x1-1/4"	9-5680	7.70
2"x1-1/2"	9-5681	6.70
2-1/2X1-1/2	9-5682	24.50
2-1/2 X 2	9-5683	21.80
3" X 2"	9-5943	34.50
3" X 2-1/2"	9-5944	34.50
4" X 3"	9-5945	66.90

Class 150 Pounds  
Available in Black, Call for Prices

**STREET ELBOW, 90, GALVANIZED**



1/8"	9-5751	1.80
1/4"	9-5752	1.80
3/8"	9-5753	1.80
1/2"	9-5754	1.80
3/4"	9-5755	1.80
1"	9-5756	2.40
1 1/4"	9-5757	4.00
1 1/2"	9-5758	4.90
2"	9-5759	8.40
2-1/2"	9-5760	22.70
3"	9-5761	34.20
4"	9-5762	56.50

Class 150 Pounds  
Available in Black, Call for Prices

**STREET ELBOW, 45, GALVANIZED**



1/8"	9-5763	2.50
1/4"	9-5764	2.10
3/8"	9-5765	2.40
1/2"	9-5766	1.90
3/4"	9-5767	3.00
1"	9-5768	3.70
1 1/4"	9-5769	5.60
1 1/2"	9-5770	6.70
2"	9-5771	11.60
2-1/2"	9-5772	27.10
3"	9-5941	40.70
4"	9-5942	65.90

Class 150 Pounds  
Available in Black, Call for Prices

# IRON MALLEABLE FITTINGS (CLASS 150 LBS)



Product	Description	Part Number	Weight	List Price
<b>REDUCING TEE, GALVANIZED</b>	3/8x3/8x1/4	9-5684		2.60
	1/2x1/2x1/4	9-5685		2.00
	1/2x1/2x3/8	9-5686		2.30
	1/2x1/2x3/4	9-5687		2.70
	1/2x1/2x1	9-5688		4.10
	3/4x1/2x1/2	9-5689		2.70
	3/4x1/2x3/4	9-5690		2.70
	3/4x1/2x1	9-5949		4.00
	3/4x3/4x1/4	9-5691		2.40
	3/4x3/4x3/8	9-5692		2.40
	3/4x3/4x1/2	9-5693		2.40
	3/4x3/4x1	9-5694		4.00
	1x1/2x1/2	9-5695		4.00
	1x1/2x3/4	9-5696		4.00
	1x1/2x1	9-5697		4.00
	1x3/4x1/2	9-5698		4.00
	1x3/4x3/4	9-5699		4.00
	1 x 3/4 x 1	9-5700		3.52
	1 x 1 x 1/4	9-5701		4.00
	1 x 1 x 1/2	9-5702		3.30
	1 x 1 x 3/4	9-5703		3.30
	1x1x1-1/4	9-5704		6.30
	1x1x1-1/2	9-5705		10.60
	1x1x2	9-5950		10.90
	1-1/4"x1/2"x1-1/4"	9-5706		5.50
	1-1/4x3/4x1/2	9-5707		6.60
	1-1/4"x3/4"x3/4"	9-5708		6.70
	1-1/4"x3/4"x1"	9-5709		6.60
	1-1/4x3/4x1-1/4	9-5710		5.80
	1 1/4x1x1/2	9-5711		6.20
	1 1/4x1x3/4	9-5712		6.20
	1-1/4 x 1 x 1	9-5713		5.50
	1-1/4x1x1-1/4	9-5714		6.30
	1-1/4x1x1-1/2	9-5951		7.70
	1-1/4x1-1/4x3/8	9-5715		5.70
	1 1/4x1 1/4x1/2	9-5716		5.40
	1 1/4x1 1/4x3/4	9-5717		5.10
	1 1/4x1 1/4x1	9-5718		5.10
	1-1/4x1-1/4x1-1/2	9-5952		18.10
	1-1/4x1-1/4x2	9-5953		10.90
	1-1/2x1/2x1	9-5719		9.80
	1-1/2x1/2x1-1/2	9-5720		8.60
	1-1/2x3/4x1-1/2	9-5721		7.70
	1-1/2x1x3/4	9-5722		7.90
	1-1/2x1x1	9-5723		7.70
1-1/2x1x1-1/2	9-5724		7.70	
1-1/2x1-1/4x1/2	9-5725		7.90	
1-1/2x1-1/4x1	9-5726		7.60	
1-1/2x1-1/4x1-1/4	9-5727		9.67	
1-1/2x1-1/4x1-1/2	9-5728		10.80	
1 1/2x1 1/2x1/2	9-5729		6.60	
1 1/2x1 1/2x3/4	9-5730		6.30	
1 1/2x1 1/2x1	9-5731		6.30	
1 1/2x1 1/2x1 1/4	9-5732		7.50	
1-1/2x1-1/2x2	9-5733		10.90	
2 x 1/2 x 1-1/4	9-5956		10.90	
2 x 1/2 x 2	9-5734		10.90	
2 x 1 x 1	9-5735		11.10	
2 x 1 x 2	9-5736		10.90	
2x1-1/4x1-1/4	9-5954		10.90	
2x1-1/2x1	9-5955		10.80	
2x1-1/2x1-1/2	9-5737		10.70	
2 x 2 x 1/2	9-5738		10.20	
2x2x3/4	9-5739		9.10	
2x2x1	9-5740		9.10	
2 x 2 x 1 1/4	9-5741		10.70	
2 x 2 x 1 1/2	9-5742		11.40	
2 x 2 x 2-1/2	9-5958		31.90	
2-1/2x2-1/2x1	9-5743		31.10	
2-1/2 x 2-1/2 x 2	9-5744		29.00	
3 x 3 x 1/2	9-5745		44.10	
3 x 3 x 1	9-5746		39.30	
3 x 3 x 1-1/4	9-5947		40.10	
3x3x1-1/2	9-5747		39.30	
3 x 3 x 2	9-5748		39.30	
4 x 4 x 1	9-5948		84.00	
4 x 4 x 2	9-5749		75.90	
4 x 4 x 3	9-5750		79.80	



Class 150 Pounds  
Available in Black, Call for Prices

**STREET TEE, GALVANIZED**



1/2"	9-5773	4.66
3/4"	9-5774	5.60
1"	9-5775	7.96

Class 150 Pounds  
Available in Black, Call for Prices

**CROSS, GALVANIZED**



1/8"	9-5555	4.20
1/4"	9-5556	4.20
3/8"	9-5557	4.20
1/2"	9-5558	4.20
3/4"	9-5559	5.10
1"	9-5560	7.00
1 1/4"	9-5561	10.10
1 1/2"	9-5562	12.30
2"	9-5563	34.40
2-1/2"	9-5564	34.88
4"	9-5565	130.20

Class 150 Pounds  
Available in Black, Call for Prices

**UNION, GALVANIZED**



1/8"	9-5789	5.80
1/4"	9-5790	5.60
3/8"	9-5791	3.80
1/2"	9-5792	3.80
3/4"	9-5793	4.30
1"	9-5794	5.60
1 1/4"	9-5795	7.60
1 1/2"	9-5796	9.70
2"	9-5797	11.40
2-1/2"	9-5798	36.00
3"	9-5799	51.10
4"	9-5800	101.90

Class 150 Pounds  
Available in Black, Call for Prices

**PLUG, GALVANIZED**



1/8"	9-5606	0.81
1/4"	9-5607	0.91
3/8"	9-5608	0.91
1/2"	9-5609	0.91
3/4"	9-5610	1.02
1"	9-5611	1.20
1 1/4"	9-5612	2.00
1 1/2"	9-5613	2.80
2"	9-5614	3.20
2-1/2"	9-5615	6.20
3"	9-5616	8.80
4"	9-5617	18.30
6"	9-5618	39.40

Class 150 Pounds  
Available in Black, Call for Prices


**FLOOR FLANGE, GALVANIZED**



1/2"	9-5592	5.30
3/4"	9-5593	5.90
1"	9-5594	6.50
1 1/4"	9-5595	7.40
1 1/2"	9-5596	9.20
2"	9-5597	12.00

Class 150 Pounds  
Available in Black, Call for Prices

Fittings

Product	Description	Part Number	Weight	List Price
<b>CAP, GALVANIZED</b> 	1/8"	9-5542		1.04
	1/4"	9-5543		1.04
	3/8"	9-5544		1.01
	1/2"	9-5545		0.90
	3/4"	9-5546		1.30
	1"	9-5547		1.40
	1 1/4"	9-5548		2.00
	1 1/2"	9-5549		2.50
	2"	9-5550		3.20
	2-1/2"	9-5551		10.20
	3"	9-5552		12.30
	4"	9-5553		24.50
	6"	9-5554		89.00

Class 150 Pounds  
Available in Black, Call for Prices

**PITOT TUBE**

6-1530 -- **14.03**



**PLUG, ZAMAC**



1/2"	3-0371	0.06	<b>1.10</b>
3/4"	3-0372	0.08	<b>1.20</b>
1"	3-0370	0.12	<b>1.40</b>
1 1/4"	6-9699		<b>2.10</b>

- \* Die cast zinc alloy
- \* Will not seize, rust or gall
- \* Precision machined threads to NPT standards
- \* Clean-Lightweight

**BELL REDUCER, ZAMAC**

Female x Female threaded.



3/4" x 1/2"	6-1568	--	<b>2.00</b>
1" x 1/2"	6-1569	--	<b>2.00</b>
1" x 3/4"	6-1570	--	<b>2.00</b>
1-1/4"x1"	9-6818	--	<b>3.45</b>

- \* Die cast zinc alloy
- \* Will not seize, rust or gall
- \* Precision machined threads to NPT standards
- \* Clean-Lightweight

**BUSHING, ZAMAC**



Male x Female threaded.

3/4" x 1/2"	6-1565	--	<b>1.75</b>
1" x 1/2"	6-1566	--	<b>2.20</b>
1" x 3/4"	6-1567	--	<b>2.00</b>
1-1/4" x 3/4"	9-6819	--	<b>3.10</b>
1-1/4" x 1"	9-6820	--	<b>3.10</b>

- \* Die cast zinc alloy
- \* Will not seize, rust or gall
- \* Precision machined threads to NPT standards
- \* Clean-Lightweight

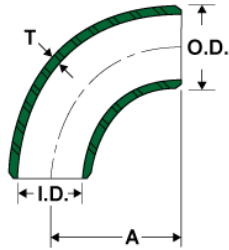
**SLEEVE COUPLING, ZAMAC**



1/2"	9-6821	--	<b>1.75</b>
3/4"	6-1741	--	<b>1.75</b>
1"	6-1742	--	<b>2.10</b>

- \* Die cast zinc alloy
- \* Will not seize, rust or gall
- \* Precision machined threads to NPT standards
- \* Clean-Lightweight

**ELBOW, 90, SCH 40,  
BLACK BUTT-WELD**

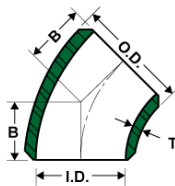


-Long Radius

**WELDBEND**

		"A" Mesurement		
3"	4.5	9-5231	4.8	16.00
4"	6.0	9-5233	8.9	25.00
6"	9.0	9-5235	24.0	54.00
8"	12.0	9-5237	47.8	88.00
10"	15.0	9-5227	83.4	179.00
12"	18.0	9-5229	123.0	262.00

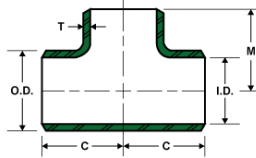
**ELBOW, 45, SCH 40,  
BLACK BUTT-WELD**



**WELDBEND**

		"B" Mesurement		
3"	2.0	9-5230	2.5	12.00
4"	2.5	9-5232	4.5	22.00
6"	3.75	9-5234	11.7	43.00
8"	5.0	9-5236	23.3	71.00
10"	6.25	9-5226	40.9	129.00
12"	7.5	9-5228	61.4	177.00

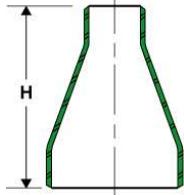
**TEE, SCH 40,  
BLACK BUTT-WELD**



**WELDBEND**

		"C" Mesurement		
3"	3.38	9-5282	7.2	36.00
4"	4.12	9-5283	12.7	50.00
6"	5.62	9-5284	33.1	141.00
8"	7.0	9-5285	56.5	150.00
10"	8.5	9-5280	90.9	275.00
12"	10.0	9-5281	136.0	385.00

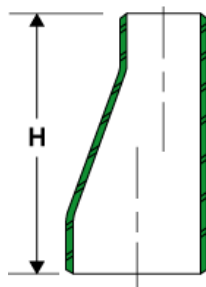
**CONCENTRIC CONE, SCH 40,  
BLACK BUTT-WELD**



**WELDBEND**

		"H" Mesurement		
3"x2"	3.5	9-5190	2.0	16.00
3"x2-1/2"	3.5	9-5191	2.2	16.00
4"x2-1/2"	4.0	9-5192	3.2	26.00
4"x3"	4.0	9-5193	3.3	20.00
6"x4"	5.5	9-5194	7.4	43.00
6"x5"	5.5	9-5195	7.6	38.00
8"x4"	6.0	9-5196	10.8	74.00
8"x6"	6.0	9-5197	12.3	75.00
10"x6"	7.0	9-5186	20.7	91.00
10"x8"	8.0	9-5187	22.1	96.00
12"x10"	8.0	9-5188	32.4	119.00
12"x8"	8.0	9-5189	30.5	137.00

**ECCENTRIC CONE, SCH 40,  
BLACK BUTT-WELD**



**WELDBEND**

3"x2"	9-5218	2.0	27.00
3"x2-1/2"	9-5219	2.2	25.00
4"x2-1/2"	9-5220	3.2	36.00
4"x3"	9-5221	3.3	33.00
6"x4"	9-5222	7.4	67.00
6"x5"	9-5223	7.6	49.00
8"x4"	9-5224	10.8	157.00
8"x6"	9-5225	12.3	86.00
10"x6"	9-5214	20.7	185.00
10"x8"	9-5215	22.1	105.00
12"x10"	9-5216	32.4	164.00
12"x8"	9-5217	30.5	257.00

Fittings