



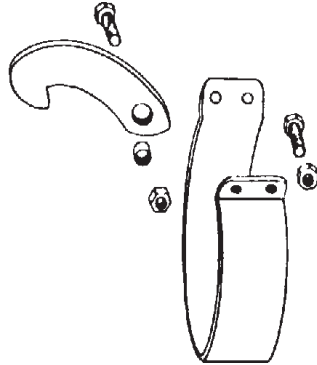


Product	Description	Part Number	Weight	List Price
<b>UNIVERSAL HOOK</b>		6-0904	--	<b>3.50</b>
-Galvanized Steel				
<b>ANDERSON HOOK</b>		4-0012	--	<b>4.20</b>
-Galvanized Steel				
<b>A &amp; M LONG HOOK</b>		4-0013	--	<b>3.50</b>
-Galvanized Steel				
<b>A &amp; M SHORT HOOK</b>		4-0014	--	<b>3.50</b>
-Galvanized Steel				

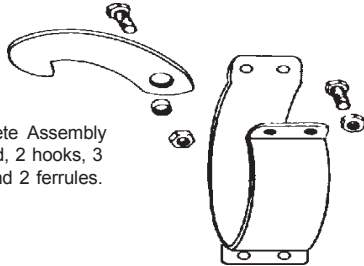
**SINGLE BAND & HOOK**



Single Complete Assembly includes 1 band, 1 hook, 2 bolts, 2 nuts and 1 ferrule.

Complete:	2"	6-0913	0.5	8.55
	3"	6-0914	0.6	9.30
	4"	6-0910	0.6	9.90
	5"	6-0922	0.8	10.50
	6"	6-0920	2.8	11.30
	7"	6-0923	3.0	12.20
	8"	6-0930	3.8	13.00
	9"	6-0932	4.0	14.30
	10"	6-0940	4.5	14.80
	12"	6-0945	5.0	15.80
<hr/>				
Band Only:	2"	6-0915	--	4.20
	3"	6-0916	--	4.85
	4"	6-0911	--	5.50
	5"	6-0924	--	6.30
	6"	6-0921	--	7.00
	7"	6-0925	--	7.80
	8"	6-0931	--	8.70
	9"	6-0933	--	11.50
	10"	6-0941	--	10.40
	12"	6-0942	--	11.40

**DOUBLE BAND & HOOK**



Double Complete Assembly includes 1 band, 2 hooks, 3 bolts, 3 nuts and 2 ferrules.


Complete:	4"	6-0950	1.0	24.20
	6"	6-0960	3.0	25.50
	8"	6-0970	4.0	27.20
	10"	6-0980	5.0	29.00
	12"	6-0990	6.0	29.90
<hr/>				
Band Only:	4"	6-0951	--	19.80
	6"	6-0961	--	21.20
	8"	6-0971	--	22.90
	10"	6-0981	--	24.60
	12"	6-0991	--	25.60

**PARTS FOR BAND & HOOK**




Bolt,	3/8"x1-1/2"	Grade 5	6-0901	--	0.17
Nut,	3/8"	Grade 2	6-0902	--	0.08
Ferrule,	5/16" width		6-0903	--	0.55
Ferrule,	1/2" width		6-0899	--	0.45
<hr/>					
Bolt,	3/4"x2" long	Grade 5	6-0905	--	2.00
Nut,	3/4"	Grade 2	6-0906	--	.50

**NUTS & BOLTS, FOR CHEMIGATION VALVES**



<b>Bolt Kit-Flange (complete set of nuts, bolts, flat &amp; lock washers):</b>					
2", 3"	(set of 4)	5/8"x 2" long	9-5882	--	6.00
4"	(set of 8)	5/8"x2" long	9-5883	--	11.00
5",6",8"	(set of 8)	3/4"x2" long	9-5884	--	15.00
10", 12"	(set of 12)	7/8"x2" long	9-5881	--	35.00

**NUTS & BOLTS, FOR WAFER BUTTERFLY VALVES**





Bolt,	3/4" x 5-1/2"	Grade 5	9-5880		2.50
<b>Standard Bolt Kit-WBV (complete set of nuts, bolts, flat &amp; lock washers)</b>					
<b>For Steel Flanges:</b>					
2", 3"	(set of 4)	5/8"x 4" long	9-5886	--	10.00
4"	(set of 8)	5/8"x 4-1/2" long	9-5887	--	19.00
5",6",8"	(set of 8)	3/4"x 5" long	9-5888	--	22.00
10", 12"	(set of 12)	7/8"x 5-1/2" long	9-5885	--	55.00
<b>Standard Bolt Kit-WBV (complete set of nuts, bolts, flat &amp; lock washers)</b>					
<b>For PVC Flanges:</b>					
2", 3"	(set of 4)	5/8"x 5" long	9-6864	--	13.00
4"	(set of 8)	5/8"x 6" long	9-6865	--	22.00
5",6",8"	(set of 8)	3/4"x 7" long	9-6866	--	25.00
10", 12"	(set of 12)	7/8"x 8" long	9-6863	--	63.00



Fittings



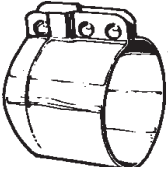
# BAND & LATCH ACCESSORIES




Product	Description	Part Number	Weight	List Price	
<b>BAND &amp; LATCH, KNOB STYLE</b>	 2", 3"  4", 5", 6"	2"	6-0992	0.4	7.00
		3"	6-0993	0.5	7.80
		4"	6-0994	0.9	10.50
		5"	6-0995	1.6	13.30
		6"	6-0996	1.8	16.70

<b>LATCH ONLY, KNOB STYLE</b>	CX, 2"-3"-4"	6-0946	--	3.70
	DX, 5"-6"	6-0952	--	3.80

<b>BAND ONLY, KNOB STYLE</b>	 2"-3"  4"  5"-6"	2"	6-0953	--	3.40
		3"	6-0954	--	4.10
		4"	6-0955	--	7.00
		5"	6-0956	--	9.50
		6"	6-0957	--	13.00

<b>CARRIAGE BOLT &amp; NUT</b>		5/16" x 1" long (4" back)	6-0947	--	.15
		5/16" x 1-1/2" long (2", 3", 4" front)	6-0962	--	.15
		3/8" x 1-1/4" long (5", 6" back)(2 req)	6-0963	--	.15
		3/8" x 1-3/4" long (5", 6" front)	6-0964	--	.20
		Nut, 5/16"	6-0965	--	.10
		Nut, 3/8"	6-0966	--	.15

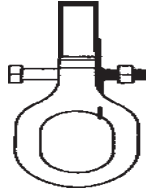
**D RING, WELD-ON**

Steel

6-0841

--

6.00

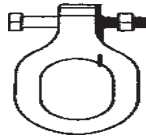


**D RING, CAST, BOLT-ON**

6-0842

--

3.70



**BAIL RINGS**



6"w/Steel Bracket

6-0846

--

18.00

6"w/Aluminum Bracket

6-0847

--

12.00


3",4",5" w/Aluminum Bracket

6-0848

--

11.00

**LUGS, WELD-ON**



6"Aluminum

6-0849

--

6.00

4" Aluminum

6-0851

--

3.00

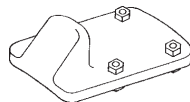
\* To match above Bail Rings

**STUB, CAST ALUMINUM  
LOCK PLATE**

6-0843

--

7.00



\*older ones are steel

**KNOB, CAST WELD-ON**

6-0844

--

4.00



Fittings

Product	Description	Part Number	Weight	List Price
<b>ALUMINUM WELD-ON RING</b>	6"	6-1010	0.9	<b>10.70</b>
	8"	6-1011	1.3	<b>13.00</b>
	10"	6-1012	1.9	<b>16.70</b>



<b>STEEL WELD-ON RING</b>	6"	6-1020	1.0	<b>7.00</b>
	8"	6-1021	1.2	<b>8.20</b>
	10"	6-1022	1.5	<b>9.00</b>



<b>STEEL BOLT-ON RING</b>	4"	9-5806		<b>8.00</b>
	6"	6-1032	1.6	<b>9.50</b>
	8"	6-1033	1.8	<b>10.50</b>
	10"	6-1035	2.0	<b>12.00</b>
	12"	9-5807		<b>13.00</b>



-Max. 50 psi

<b>RINGLOCK CLAMP</b>	<b>A&amp;M(small):</b>	6"	6-0083	2.0	<b>18.00</b>
		8"	6-0084	2.5	<b>19.00</b>
		10"	6-0085	3.0	<b>21.00</b>
	<b>Pierce(small):</b>	6"	6-1060	2.0	<b>17.00</b>
	<b>Standard:</b>	3"	6-1047	1.5	<b>12.60</b>
		4"	6-1038	1.6	<b>10.00</b>
		5"	6-1039	1.8	<b>14.00</b>
		6"	6-1040	2.0	<b>13.00</b>
		7"	6-1036	2.2	<b>18.00</b>
		8"	6-1041	2.5	<b>16.00</b>
		10"	6-1042	3.3	<b>20.00</b>
	<b>Oversized:</b>	12"	6-1037	5.3	<b>23.00</b>
6"		6-1043	2.0	<b>16.00</b>	
8"		6-1044	2.5	<b>18.00</b>	
	10"	6-1045	3.0	<b>22.00</b>	



**HORSESHOE CLAMP**



6"	6-1050	1.5	15.00
7"	6-1054	1.6	6.50
8"	6-1051	1.7	16.00
10"	6-1052	2.1	18.00


up to 50 p.s.i.

**BAIL SPRING**



6-1046	0.5	3.30
--------	-----	------

**U - HOLDER FOR TELESCOPE**



6-0862	0.5	16.00
--------	-----	-------

**LOCKING BLOCK**



Aluminum	6-0840	0.3	5.00
Steel	6-0850	0.3	3.00

**U - HOLDER**



Aluminum	6-0861	0.1	4.00
Steel	6-0860	0.3	3.00

**STEEL DISC**



Thickness

2"	3/16"	6-1170	--	1.50
3"	3/16"	6-1171	--	2.50
4"	3/16"	6-1150	0.4	2.75
5"	3/16"	6-1172	--	3.75
6"	3/16"	6-1151	1.0	4.00
7"	1/4"	6-1173	2.3	6.00
8"	3/16"	6-1152	3.3	8.00
9"	1/4"	6-1175	3.0	10.50
10"	3/16"	6-1153	--	9.00
11"	1/4"	6-1176	--	15.00
12"	3/16"	6-1174	--	16.00

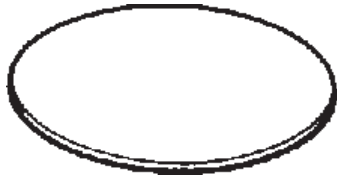
Fittings

# FLANGES & DISCS



Product	Description	Part Number	Weight	List Price
---------	-------------	-------------	--------	------------

## ALUMINUM DISC



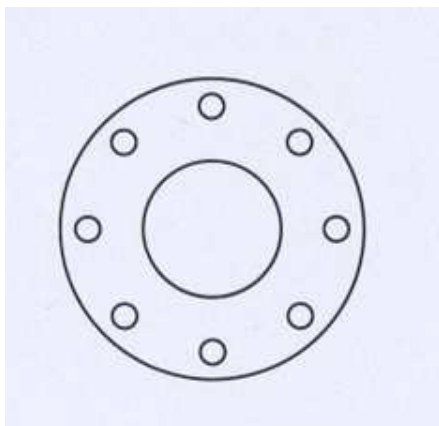
.090 wall thickness.

2"	6-1156	0.1	<b>3.00</b>
3"	6-1157	0.3	<b>4.00</b>
4"	6-1159	0.5	<b>5.00</b>
5"	6-1158	0.8	<b>6.00</b>
6"	6-1160	1.0	<b>6.00</b>
7"	9-5808		<b>7.00</b>
8"	6-1161	1.7	<b>7.00</b>
9"	9-5809		<b>8.00</b>
10"	6-1162	2.0	<b>8.00</b>
12"	6-1163	2.5	<b>10.00</b>

## STEEL FLANGE, BLACK

(includes gasket)

Size	ID	Bolt Circle	Pipe Size	OD	Thickness	Bolt Size	Dia. of Holes	Part #	# of Holes	Wt.	Price
2"	2-1/16"	4-3/4"	2"	6	1/2"	5/8"	3/4"	6-1104	4	4.0	<b>10.00</b>
2-1/2"	2-9/16"	5-1/2"	2-1/2"	7	1/2"	5/8"	3/4"	6-1105	4	4.0	<b>10.00</b>
3"	3-1/16"	6"	3"	7.5	1/2"	5/8"	3/4"	6-1106	4	6.0	<b>11.00</b>
4"	4-1/16"	7-1/2"	4"	9	1/2"	5/8"	3/4"	6-1107	8	6.5	<b>12.00</b>
5"	5-1/16"	8-1/2"	5"	10	1/2"	3/4"	7/8"	6-1108	8	8.0	<b>17.00</b>
<b>6"</b>	<b>6-1/16"</b>	<b>9-1/2"</b>	<b>6"</b>	<b>11</b>	<b>1/2"</b>	<b>3/4"</b>	<b>7/8"</b>	<b>6-1110</b>	<b>8</b>	<b>9.2</b>	<b>20.00</b>
6"	8-1/16"	9-1/2"	For Valve Inlet	11	1/2"	3/4"	7/8"	6-9678	8		<b>35.00</b>
6-5/8"	6.72"	9-1/2"	6 5/8"	11	1/2"	3/4"	7/8"	6-9674	8	8.5	<b>21.00</b>
<b>8"</b>	<b>8-1/16"</b>	<b>11-3/4"</b>	<b>8"</b>	<b>13.5</b>	<b>1/2"</b>	<b>3/4"</b>	<b>7/8"</b>	<b>6-1111</b>	<b>8</b>	<b>13.0</b>	<b>25.00</b>
8"	10-1/16"	11-3/4"	For Valve Inlet	13.5	1/2"	3/4"	7/8"	6-9679	8		<b>45.00</b>
8-5/8"	8.72"	11-3/4"	8 5/8"	13.5	1/2"	3/4"	7/8"	6-9675	8	10.5	<b>30.00</b>
<b>10"</b>	<b>10-1/16"</b>	<b>14-1/4"</b>	<b>10"</b>	<b>16</b>	<b>1/2"</b>	<b>7/8"</b>	<b>1"</b>	<b>6-1112</b>	<b>12</b>	<b>17.0</b>	<b>33.00</b>
10"	12-1/16"	14-1/4"	For Valve Inlet	16	1/2"	7/8"	1"	6-9680	12		<b>55.00</b>
10-3/4"	10.88"	14-1/4"	10 3/4"	16	1/2"	7/8"	1"	6-9676	12	17.0	<b>40.00</b>
<b>12"</b>	<b>12-1/16"</b>	<b>17"</b>	<b>12"</b>	<b>19</b>	<b>1/2"</b>	<b>7/8"</b>	<b>1"</b>	<b>6-1109</b>	<b>12</b>	<b>22.0</b>	<b>39.00</b>
12"	14.13"	17"	For Valve Inlet	19	1/2"	7/8"	1"	6-9681	12		<b>65.00</b>
12-3/4"	12.88"	17"	12 3/4"	19	1/2"	7/8"	1"	6-9677	12	21.0	<b>50.00</b>
14"	14.13"	18-3/4"	14"	21	1/2"	1"	1-1/8"	8-1440	12	25.0	<b>75.00</b>
16"	16.13"	21-1/4"	16"	23-1/2	1/2"	1"	1-1/8"	8-1441	16	33.0	<b>105.00</b>
18"	18.13"	22-3/4"	18"	25	1/2"	1-1/8"	1-1/4"	8-1442	16	32.0	<b>125.00</b>
20"	20.13"	25"	20"	27-1/2	1/2"	1-1/8"	1-1/4"	8-1443	20	40.0	<b>155.00</b>
22"	22.13"	27-1/4"	22"	29-1/2	1/2"	1-1/8"	1-3/8"	8-1444	20	47.0	<b>185.00</b>
24"	24.13"	29-1/2"	24"	32		1-1/4"	1-3/8"	8-1445	20	54.0	<b>205.00</b>



Specifications:

- Carbon Steel (either A36 plate OR A283-C plate)
- Polyurethane coating (to avoid rust in transit)
- Mill finished plate x mchnd (125-250-rms) facing
- 1/2" thick; #150 psi test
- Full Face flanges; Standard Bolt Holes
- \*1/16" red rubber flange gasket included
- DIN Flanges also available (please call)


**ALUMINUM FLANGE**

(includes gasket)



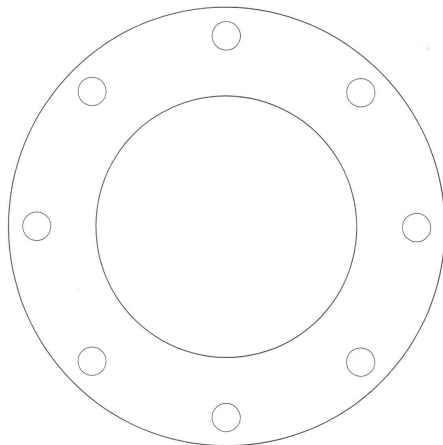
3"	6-1055	3.0	47.00
4"	6-1116	4.0	59.00
5"	6-1117	5.0	64.00
6"	6-1113	6.0	69.00
8"	6-1114	7.8	83.00
10"	6-1115	12.0	128.00
12"	6-1103	17.0	210.00

**STEEL FLANGE, FOUR BOLT**



4"	9-5466	3	17.00
6"	9-5467	3	21.00
8"	9-5468	4	26.00

**FLANGE GASKET**



(Full Face)

Size	Thickness		
2"	1/16"	6-1101	1.00
2-1/2"	1/16"	9-6814	1.00
3"	1/16"	6-1102	1.00
4"	1/16"	6-1118	1.50
5"	1/16"	6-1119	2.00
6"	1/16"	6-1120	2.50
8"	1/16"	6-1121	3.00
10"	1/16"	6-1122	4.00
12"	1/16"	6-1123	6.00
<hr/>			
2"	1/8"	6-9666	1.50
3"	1/8"	6-9667	2.00
4"	1/8"	6-9668	2.50
5"	1/8"	6-9669	3.20
6"	1/8"	6-9670	3.50
8"	1/8"	6-9671	5.00
10"	1/8"	6-9672	6.00
12"	1/8"	6-9673	8.00
14"	1/8"	8-1340	10.00
16"	1/8"	8-1341	11.00
18"	1/8"	8-1342	16.00
20"	1/8"	8-1343	18.00
22"	1/8"	8-1344	20.00
24"	1/8"	8-1345	22.00

Fittings

# FLANGES & DISCS



Product	Description	Part Number	Weight	List Price		
<b>STEEL FLANGE, BLIND</b> (INCLUDES GASKET)	Description	OD	Thickness	Part No.	Weight	
	2"	6"	1/2"	6-9707	5.5	18.60
	2-1/2"	7"	1/2"	6-9708	7.7	20.00
	3"	7-1/2"	1/2"	6-9709	9.1	22.70
	4"	9"	1/2"	6-9710	12.9	28.00
	6"	11"	1/2"	6-9711	20.2	37.00
	8"	13-1/2"	1/2"	6-9712	33.1	79.00
	10"	16"	1/2"	6-9713	51.7	119.00
	12"	19"	1/2"	6-9714	65.4	149.00



## CAST IRON FLANGE, FEMALE THREAD

(INCLUDES GASKET)

Pipe Size	OD	Thickness		
2"	6"	5/8"	6-9639	9.50
2-1/2"	7"	5/8"	6-9640	13.00
3"	7-1/2"	5/8"	6-9641	16.00
4"	9"	5/8"	6-9642	22.00
5"	10"	3/4"	6-9643	33.00
6"	11"	3/4"	6-9644	35.00
8"	13-1/2"	1"	6-9645	54.00
10"	16"	1"	6-9646	100.00
12"	19"	1"	6-9647	122.00



\* Female pipe thread ID

**BLACK STEEL,  
WELD-ON CONE**



3" x 2"	14 Gauge	6-1185	0.5	<b>5.30</b>
4" x 2"	14 Gauge	6-1186	1.0	<b>7.40</b>
4" x 3"	14 Gauge	6-1187	0.6	<b>4.70</b>
5" x 3"	14 Gauge	6-1188	1.3	<b>9.00</b>
5" x 4"	14 Gauge	6-1189	0.8	<b>6.50</b>
6" x 3"	14 Gauge	6-1190	2.3	<b>14.00</b>
6" x 4"	14 Gauge	6-1130	0.6	<b>9.50</b>
<b>6" x 4"</b>	<b>10 Gauge</b>	<b>6-9747</b>	--	<b>12.00</b>
6" x 5"	14 Gauge	6-1191	0.8	<b>9.00</b>
7" x 5"	14 Gauge	6-1192	1.0	<b>10.00</b>
7" x 6"	14 Gauge	6-1193	1.0	<b>8.00</b>
7" x 8"	12 Gauge	6-1194	2.0	<b>10.00</b>
8" x 4"	14 Gauge	6-1131	4.5	<b>24.00</b>
8" x 5"	14 Gauge	6-1195	3.6	<b>19.00</b>
8" x 6"	14 Gauge	6-1132	2.8	<b>12.50</b>
<b>8" x 6"</b>	<b>10 Gauge</b>	<b>6-9748</b>	--	<b>15.00</b>
8" x 9"	12 Gauge	6-1196	2.5	<b>14.00</b>
9" x 10"	12 Gauge	6-1197	3.5	<b>18.00</b>
10" x 8"	12 Gauge	6-1133	3.4	<b>18.00</b>
<b>10" x 8"</b>	<b>10 Gauge</b>	<b>6-9749</b>	--	<b>21.500</b>
12" x 10"	12 Gauge	6-1138	4.3	<b>22.00</b>
<b>12" x 10"</b>	<b>10 Gauge</b>	<b>6-9750</b>	--	<b>26.00</b>
12" x 8"	12 Gauge	6-1198	7.5	<b>44.00</b>
10" x 14"	10 Gauge	6-8100	9.0	<b>67.00</b>
12" x 14"	10 Gauge	6-8101	5.0	<b>37.00</b>
12" x 16"	10 Gauge	6-8102	11.0	<b>87.00</b>
14" x 16"	10 Gauge	6-8103	6.0	<b>56.00</b>
14" x 18"	10 Gauge	6-8104	--	<b>135.00</b>
16" x 18"	10 Gauge	6-8105	7.0	<b>60.00</b>
16" x 20"	10 Gauge	6-8106	--	<b>159.00</b>
18" x 20"	10 Gauge	6-8107	--	<b>69.00</b>
18" x 22"	10 Gauge	6-8108	--	<b>185.00</b>
20" x 22"	10 Gauge	6-8109	--	<b>99.00</b>
20" x 24"	10 Gauge	6-8110	--	<b>213.00</b>
22" x 24"	10 Gauge	6-8111	--	<b>135.00</b>

**CAST ALUMINUM,  
WELD-ON CONE**



3" x 2"	Cast Aluminum	6-1125	0.3	<b>5.50</b>
4" x 2"	Cast Aluminum	6-1126	0.3	<b>12.00</b>
4" x 3"	Cast Aluminum	6-1127	0.5	<b>12.00</b>
5" x 4"	Cast Aluminum	6-1128	0.8	<b>18.00</b>
6" x 4"	Cast Aluminum	6-1134	1.8	<b>18.00</b>
6" x 5"	Cast Aluminum	6-1129	1.0	<b>21.00</b>
8" x 4"	Cast Aluminum	6-1135	4.0	<b>55.00</b>
8" x 6"	Cast Aluminum	6-1136	2.3	<b>29.00</b>
8" x 7"	<b>Aluminum</b>	6-1164	--	<b>15.00</b>
9" x 8"	<b>Aluminum</b>	6-1165	--	<b>19.00</b>
10" x 8"	Cast Aluminum	6-1137	4.0	<b>38.00</b>
12" x 10"	Cast Aluminum	6-0865	5.0	<b>67.00</b>

Fittings

# ECCENTRIC CONES



Product	Description	Part Number	Weight	List Price
---------	-------------	-------------	--------	------------

## BLACK STEEL, ECCENTRIC CONE



3" x 2"	6-1124	2.3	<b>25.00</b>
4" x 2"	6-1139	3.0	<b>32.00</b>
4" x 3"	6-1145	2.5	<b>29.00</b>
5" x 3"	6-1146	3.8	<b>39.00</b>
5" x 4"	6-1147	5.0	<b>36.00</b>
6" x 3"	6-1148	3.3	<b>47.00</b>
6" x 4"	6-1140	4.3	<b>46.00</b>
6" x 5"	6-1149	3.8	<b>42.00</b>
8" x 4"	6-1141	10.5	<b>59.00</b>
8" x 5"	6-1154	10.0	<b>58.00</b>
8" x 6"	6-1142	8.8	<b>54.00</b>
10" x 6"	6-1180	14.0	<b>83.00</b>
10" x 8"	6-1143	12.5	<b>78.00</b>
10" x 12"	6-1144	13.0	<b>87.00</b>
12" x 6"	6-1181	15.0	<b>95.00</b>
12" x 8"	6-1182	13.5	<b>89.00</b>

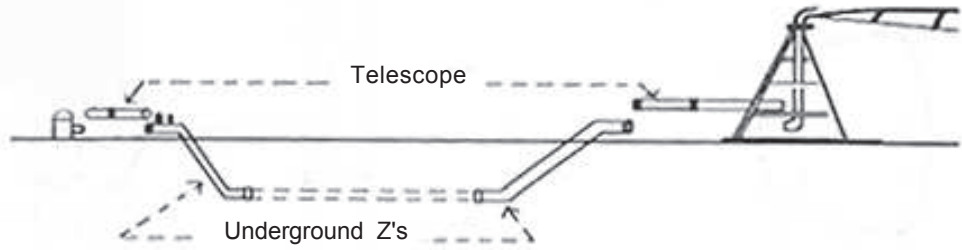
## CAST ALUMINUM ECCENTRIC CONE

\*Can be cut to fit fabricated size.

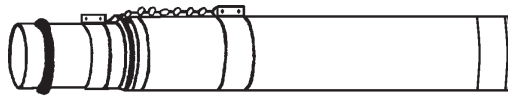


2-1/2" x 6"	6-1177	3.25	<b>67.00</b>
3" x 8"	6-1178	5.25	<b>93.00</b>

**TELESCOPES**



**RINGLOCK:**



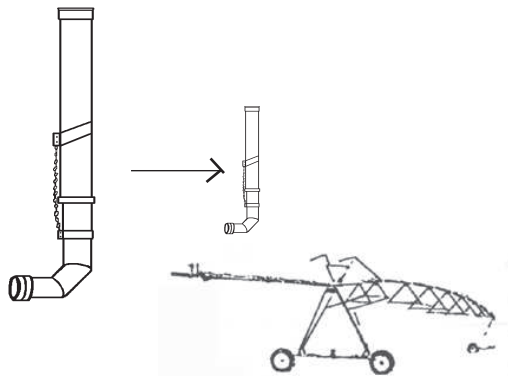
Heavy wall aluminum construction.  
Male x Female Ends.  
Includes gaskets and chain.  
Ringlock clamp **not** included.

6" x 2-4'	6-1220	20.0	<b>235.00</b>
6" x 5-10'	6-1221	35.0	<b>275.00</b>
6" x 10-20'	6-1222	57.0	<b>365.00</b>
8" x 2-4'	6-1223	21.0	<b>275.00</b>
8" x 5-10'	6-1224	40.0	<b>330.00</b>
8" x 10-20'	6-1225	60.0	<b>440.00</b>
10" x 2-4'	6-1226	24.0	<b>350.00</b>
10" x 5-10'	6-1227	45.0	<b>390.00</b>
10" x 10-20'	6-1228	65.0	<b>550.00</b>

**Double Chain Telescopes also available. Add \$25.00 List.**

**DROP PIPE**

6" x 7-15'	6-1310	35.0	<b>360.00</b>
6" to 8" x 7-15'	6-1320	40.0	<b>415.00</b>



Heavy wall aluminum construction. Female x Female ends.  
Complete with gaskets & chain.  
\*Larger fitting is on elbow end.  
Specify make & model of pivot when ordering.

**Drop Hose also available. Please call for price.**

Fittings

# GATE VALVES & BALL VALVES




Product	Description	Part Number	Weight	List Price
<b>IRON GATE VALVES, FLANGED</b> (INDUCLES TWO FLANGE GASKETS)	3"	6-1347	30.0	<b>229.00</b>
	4"	6-1348	73.0	<b>268.00</b>
	5"	6-1349	66.0	<b>429.00</b>
	6"	6-2070	113.0	<b>445.00</b>
	8"	6-2080	179.0	<b>725.00</b>
	10"	6-1350	254.0	<b>959.00</b>
	12"	6-1351	355.0	<b>1285.00</b>



<b>METAL GATE VALVE, FEMALE THREAD</b>	1/2"	6-1336	0.5	<b>8.00</b>
	3/4"	6-1338	0.5	<b>11.00</b>
	1"	6-1339	1.0	<b>17.00</b>
	2"	6-1340	3.0	<b>45.00</b>
	3"	6-1341	8.0	<b>119.00</b>
	4"	6-1342	13.0	<b>189.00</b>



<b>IRON GATE VALVE IPS GASKETED</b>	4" IPS gasketed	6-9717	70.0	<b>583.00</b>
	6" IPS gasketed	6-9718	132.0	<b>956.00</b>
	8" IPS gasketed	6-9719	214.0	<b>1528.00</b>



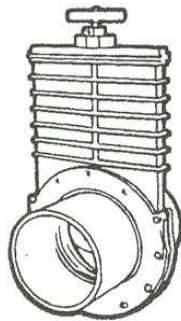
With 2" optional nut

	Handle	MaxPSI			
4"	Metal	20 psi	9-5323	27.0	<b>155.00</b>
6"	Stainless Steel	10 psi	9-5324	16.0	<b>645.00</b>
8"	Stainless Steel	10 psi	9-5325	18.0	<b>900.00</b>



**4" IPS Female Solvent**

- Slip x Slip (solvent weld)
- Unrestricted Flow
- Quick Opening
- Trouble Free Simplicity
- Low Pressure
- Low Vacuum
- Low Cost



**6", 8" IPS Female Solvent**

- Applications include:
- Liquids
  - Gases
  - Dry Bulk/Solids
  - Slurry

**PVC GATE VALVE,  
FEMALE THREAD**



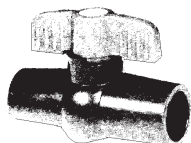
1/2"	6-1352	0.5	19.00
3/4"	6-1353	0.5	23.00
1"	6-1354	0.7	28.00
2"	6-1355	2.0	62.00

**IRON BALL VALVE,  
FEMALE THREAD**



1/2"	6-1331	0.5	4.00
3/4"	6-1332	0.8	5.00
1"	3-0560	1.2	15.00
2"	6-1333	4.7	30.00
3"	6-1334	20.0	60.00
4"	6-1335	27.0	156.00

**PVC BALL VALVE,  
FEMALE THREAD**



1/2"	6-1343	0.2	3.00
3/4"	6-1344	0.3	3.00
1"	6-1345	0.5	5.00
2"	6-1346	1.6	15.00
3"	6-9697		49.00
4"	6-9698		98.00

**PVC WAFER BUTTERFLY  
VALVE, W/LEVER**



	Max Psi			
2"	150	9-5854	4.5	90.00
3"	150	9-5855	6.0	105.00
4"	150	9-5856	8.0	119.00
6"	115	9-5857	13.0	169.00
8"	115	9-5858	21.5	267.00
10"	115	9-5859	15.0	380.00

- Lightweight
- Highly Resistant to Corrosion
- Repairable
- EPDM Seal

**PVC WAFER BUTTERFLY  
VALVE, W/GEAR**



	Max Psi			
4"	150	9-5860	5.5	279.00
6"	115	9-5861	7.5	299.00
8"	115	9-5862	15.5	450.00
10"	115	9-5863	19.0	575.00

- Lightweight
- Highly Resistant to Corrosion
- Repairable
- EPDM Seal

Fittings